

**USE OF W-BOSON LONGITUDINAL-TRANSVERSE INTERFERENCE
IN TOP QUARK SPIN-CORRELATION FUNCTIONS**

Charles A. Nelson¹, Eric Gasparo Barbagiovanni, Jeffrey J. Berger,

Elisa K. Pueschel, and Joshua R. Wickman

Department of Physics, State University of New York at Binghamton

Binghamton, N.Y. 13902

Abstract

Most of this paper consists of the derivation of general beam-referenced stage-two spin-correlation functions for the analysis of top-antitop pair-production at the Tevatron, at the Large Hadron Collider, and/or at an International Linear Collider. However, for the charged-lepton-plus-jets reaction $q\bar{q} \rightarrow t\bar{t} \rightarrow (W^+b)(W^-\bar{b}) \rightarrow (l^+\nu b)(W^-\bar{b})$, there is a simple 3-angle spin-correlation function for determination of the relative sign of, or for measurement of a possible non-trivial phase between the two dominant $\lambda_b = -1/2$ helicity amplitudes for the $t \rightarrow W^+b$ decay mode. For the CP -conjugate case, there is an analogous function and tests for $\bar{t} \rightarrow W^-\bar{b}$ decay. These results make use of W-boson longitudinal-transverse interference.

¹Electronic address: cnelson @ binghamton.edu

1 Introduction: W-Boson Longitudinal-Transverse

Interference

In part because of the large top-quark mass [1] and properties of QCD, W-boson polarimetry is a particularly powerful technique for empirical investigation of the $t \rightarrow W^+b$ decay mode from top-antitop pair-production data for the “charged-lepton plus jets” channel [2]. For this channel, there is the sequential decay $t \rightarrow W^+b \rightarrow (l^+\nu)b$, with $\bar{t} \rightarrow W^-\bar{b}$ in which the W^- decays into hadronic jets. Since the final state is the $(l^+\nu)$ decay product of the W^+ , there are observable effects from W^+ boson longitudinal-transverse interference. For instance, a contribution to the angular-distribution intensity-function is the product of an amplitude in which the W^+ is longitudinally-polarized with the complex-conjugate of an amplitude in which the W^+ is transversely polarized, summed with the complex-conjugate of this product. The helicity formalism [3] is a general method for investigating applications of W-boson interference in stage-two spin-correlation functions for describing the charged-lepton plus jets channel, and for the di-lepton plus jets channel.

Most of this paper consists of the derivation of general beam-referenced stage-two spin-correlation functions (BR-S2SC) [4-7] for the analysis of top-antitop pair-production at the Tevatron [1], at the Large Hadron Collider [8], and/or at an International Linear Collider [9]. However, as a simple result which illustrates W-boson longitudinal-transverse interference, for the charged-lepton-plus-jets reaction $q\bar{q} \rightarrow t\bar{t} \rightarrow (W^+b)(W^-\bar{b}) \rightarrow (l^+\nu b)(W^-\bar{b})$ we have found that there is a 3-angle spin-correlation function for (i) determination of the relative sign of [10,11], or for (ii) measurement of a possible non-trivial phase between the two dominant $\lambda_b = -1/2$ helicity amplitudes for the $t \rightarrow W^+b$ decay mode [12]. For the CP -conjugate case, there is an analogous

function and tests for $\bar{t} \rightarrow W^- \bar{b}$ decay.

Tests for non-trivial phases in top-quark decays are important in searching for possible \tilde{T}_{FS} violation. \tilde{T}_{FS} invariance will be violated if either (i) there is a fundamental violation of canonical time-reversal invariance, and/or (ii) there are absorptive final-state interactions. For instance, unexpected final-state interactions might be associated with additional t-quark decay modes. To keep this assumption of “the absence of final-state interactions” manifest in comparison to a detailed-balance or other direct test for fundamental time-reversal invariance, we refer to this as \tilde{T}_{FS} invariance, see [13,5]. Measurement of a non-zero primed top-quark decay helicity parameter, such as η' or ω' , would imply \tilde{T}_{FS} violation, see Appendix B. “Explicit \tilde{T}_{FS} violation” will occur [12] if there is an additional complex-coupling $\frac{g_i}{2\Lambda_i}$ associated with a specific single additional Lorentz structure, $i = S, P, S \pm P, \dots$

For the sequential decay $t \rightarrow W^+ b$ followed by $W^+ \rightarrow l^+ \nu$, the spherical angles θ_a, ϕ_a specify the l^+ momentum in the W_1^+ rest frame (see Fig. 1) when there is first a boost from the $(t\bar{t})_{c.m.}$ frame to the t_1 rest frame, and then a second boost from the t_1 rest frame to the W_1^+ rest frame. The 0° direction for the azimuthal angle ϕ_a is defined by the projection of the W_2^- momentum direction. Correspondingly (see Fig. 2) the spherical angles θ_b, ϕ_b specify the l^- momentum in the W_2^- rest frame when there is first a boost from the $(t\bar{t})_{c.m.}$ frame to the \bar{t}_2 rest frame, and then a second boost from the \bar{t}_2 rest frame to the W_2^- rest frame. The 0° direction for the azimuthal angle ϕ_b is defined by the projection of the W_1^+ momentum direction. As shown in Fig. 3, the two angles θ_1^t, θ_2^t describe the W -boson momenta directions in the first stage of the sequential-decays of the $t\bar{t}$ system, in which $t_1 \rightarrow W_1^+ b$ and $\bar{t}_2 \rightarrow W_2^- \bar{b}$. Through out this paper, the subscripts “one” and “two” will be used to distinguish the two sequential-decay chains.

In the t_1 rest frame, the matrix element for $t_1 \rightarrow W_1^+ b$ is

$$\langle \theta_1^t, \phi_1, \lambda_{W^+}, \lambda_b | \frac{1}{2}, \lambda_1 \rangle = D_{\lambda_1, \mu}^{(1/2)*}(\phi_1, \theta_1^t, 0) A(\lambda_{W^+}, \lambda_b) \quad (1)$$

where $\mu = \lambda_{W^+} - \lambda_b$ in terms of the W_1^+ and b -quark helicities. Through out this paper an asterisk will denote complex conjugation. The final W_1^+ momentum is in the θ_1^t, ϕ_1 direction and the b -quark momentum is in the opposite direction. The variable λ_1 gives the t_1 -quark's spin component quantized along the z_1^t axis in Fig. 3. Upon a boost back to the $(t\bar{t})_{cm}$, or on further to the \bar{t}_2 rest frame, λ_1 also specifies the helicity of the t_1 -quark. For the CP -conjugate process, $\bar{t}_2 \rightarrow W_2^- \bar{b}$, in the \bar{t}_2 rest frame the matrix element is

$$\langle \theta_2^t, \phi_2, \lambda_{W^-}, \lambda_{\bar{b}} | \frac{1}{2}, \lambda_2 \rangle = D_{\lambda_2, \bar{\mu}}^{(1/2)*}(\phi_2, \theta_2^t, 0) B(\lambda_{W^-}, \lambda_{\bar{b}}) \quad (2)$$

with $\bar{\mu} = \lambda_{W^-} - \lambda_{\bar{b}}$. By analogous argument, λ_2 is the \bar{t}_2 helicity.

In terms of the $t \rightarrow W^+ b$ helicity amplitudes, the polarized-partial-widths and W-boson-LT-interference-widths are

$$\Gamma(0, 0) \equiv |A(0, -1/2)|^2, \quad \Gamma(-1, -1) \equiv |A(-1, -1/2)|^2 \quad (3)$$

$$\begin{aligned} \Gamma_R(0, -1) &= \Gamma_R(-1, 0) \equiv \text{Re}[A(0, -1/2)A(-1, -1/2)^*] \\ &\equiv |A(0, -1/2)||A(-1, -1/2)| \cos \beta_L \end{aligned} \quad (4)$$

$$\begin{aligned} \Gamma_I(0, -1) &= -\Gamma_I(-1, 0) \equiv \text{Im}[A(0, -1/2)A(-1, -1/2)^*] \\ &\equiv -|A(0, -1/2)||A(-1, -1/2)| \sin \beta_L \end{aligned} \quad (5)$$

where the R, I subscripts denote the real and imaginary parts which define the W-boson-LT-interference. The L superscript on the $\Gamma^L(\lambda_W, \lambda'_W)$'s has been conveniently suppressed in (3-5) for this is the dominant λ_b helicity channel. By convention, the dominant L superscript [R

superscript] on $\Gamma^L(\lambda_W, \lambda'_W)$ [$\bar{\Gamma}^R(\lambda_W, \lambda'_W)$] will be suppressed in this paper. Note the two important minus-signs in the last two lines of (5). Here, following the conventions in [5,11,12,14], we define the moduli and phases as

$$A(\lambda_W, \lambda_b) \equiv |A(\lambda_W, \lambda_b)| \exp(i \varphi_{\lambda_W, \lambda_b}) \quad (6)$$

with

$$\beta_L \equiv \varphi_{-1, -\frac{1}{2}} - \varphi_{0, -\frac{1}{2}}, \quad \beta_R \equiv \varphi_{1, \frac{1}{2}} - \varphi_{0, \frac{1}{2}} \quad (7)$$

In terms of the $\bar{t} \rightarrow W^- \bar{b}$ helicity amplitudes,

$$\bar{\Gamma}(0, 0) \equiv |B(0, 1/2)|^2, \quad \bar{\Gamma}(1, 1) \equiv |B(1, 1/2)|^2 \quad (8)$$

$$\begin{aligned} \bar{\Gamma}_R(0, 1) &= \bar{\Gamma}_R(1, 0) \equiv \text{Re}[B(0, 1/2)B(1, 1/2)^*] \\ &\equiv |B(0, 1/2)||B(1, 1/2)| \cos \bar{\beta}_R \end{aligned} \quad (9)$$

$$\begin{aligned} \bar{\Gamma}_I(0, 1) &= -\bar{\Gamma}_I(1, 0) \equiv \text{Im}[B(0, 1/2)B(1, 1/2)^*] \\ &\equiv -|B(0, 1/2)||B(1, 1/2)| \sin \bar{\beta}_R \end{aligned} \quad (10)$$

with the moduli and phases defined by

$$B(\lambda_W, \lambda_{\bar{b}}) \equiv |B(\lambda_W, \lambda_{\bar{b}})| \exp(i \bar{\varphi}_{\lambda_W, \lambda_{\bar{b}}}) \quad (11)$$

with $\bar{\beta}_R \equiv \bar{\varphi}_{1, \frac{1}{2}} - \bar{\varphi}_{0, \frac{1}{2}}$ and $\bar{\beta}_L \equiv \bar{\varphi}_{-1, -\frac{1}{2}} - \bar{\varphi}_{0, -\frac{1}{2}}$.

In this paper, we consider the production-decay sequence

$$q\bar{q}, \text{ or } e\bar{e} \rightarrow t\bar{t} \rightarrow (W^+b)(W^-\bar{b}) \rightarrow \dots \quad (12)$$

At the Tevatron, this is the dominant contribution to $t\bar{t}$ production. The contribution from $gg \rightarrow t\bar{t} \rightarrow (W^+b)(W^-\bar{b}) \rightarrow \dots$ can be treated analogously. The latter is the dominant contribution at the LHC. The corresponding BR-S2SC functions for it will be reported separately [15].

We assume that the $\lambda_b = -1/2$ and $\lambda_{\bar{b}} = 1/2$ amplitudes dominate respectively in t_1 and \bar{t}_2 decay. In the SM and in the case of an additional large $t_R \rightarrow b_L$ moment [10], the $\lambda_b = -1/2$ and $\lambda_{\bar{b}} = 1/2$ amplitudes are more than ~ 30 times larger than the $\lambda_b = 1/2$ and $\lambda_{\bar{b}} = -1/2$ amplitudes. The simple three-angle distribution $\mathcal{F}|_0 + \mathcal{F}|_{sig}$ for $t_1 \rightarrow W_1^+ b \rightarrow (l^+ \nu) b$ involves the angles $\{\theta_2^t, \theta_a, \phi_a\}$ shown in Figs. 1-3.

$$\mathcal{F}|_0 = \frac{16\pi^3 g^4}{9s^2} \left(1 + \frac{2m_t^2}{s}\right) \left\{ \frac{1}{2} \Gamma(0, 0) \sin^2 \theta_a + \Gamma(-1, -1) \sin^4 \frac{\theta_a}{2} \right\} [\bar{\Gamma}(0, 0) + \bar{\Gamma}(1, 1)] \quad (13)$$

$$\begin{aligned} \mathcal{F}|_{sig} &= -\frac{4\sqrt{2}\pi^4 g^4}{9s^2} \left(1 + \frac{2m_t^2}{s}\right) \cos \theta_2^t \sin \theta_a \sin^2 \frac{\theta_a}{2} [\bar{\Gamma}(0, 0) + \bar{\Gamma}(1, 1)] \\ &\quad \{ \Gamma_R(0, -1) \cos \phi_a - \Gamma_I(0, -1) \sin \phi_a \} K \mathcal{R} \end{aligned} \quad (14)$$

where K, \mathcal{R} are defined below.

The analogous three-angle S2SC function $\overline{\mathcal{F}}|_0 + \overline{\mathcal{F}}|_{sig}$ for the CP -conjugate channel $\bar{t}_2 \rightarrow W_2^- \bar{b} \rightarrow (l^- \bar{\nu}) \bar{b}$ is a distribution versus $\{\theta_1^t, \theta_b, \phi_b\}$:

$$\overline{\mathcal{F}}|_0 = \frac{16\pi^3 g^4}{9s^2} \left(1 + \frac{2m_t^2}{s}\right) \left\{ \frac{1}{2} \bar{\Gamma}(0, 0) \sin^2 \theta_b + \bar{\Gamma}(1, 1) \sin^4 \frac{\theta_b}{2} \right\} [\Gamma(0, 0) + \Gamma(-1, -1)] \quad (15)$$

$$\begin{aligned} \overline{\mathcal{F}}|_{sig} &= -\frac{4\sqrt{2}\pi^4 g^4}{9s^2} \left(1 + \frac{2m_t^2}{s}\right) \cos \theta_1^t \sin \theta_b \sin^2 \frac{\theta_b}{2} [\Gamma(0, 0) + \Gamma(-1, -1)] \\ &\quad \{ \bar{\Gamma}_R(0, 1) \cos \phi_b + \bar{\Gamma}_I(0, 1) \sin \phi_b \} K \overline{\mathcal{R}} \end{aligned} \quad (16)$$

Note the important relative plus-sign between $\bar{\Gamma}_I(0, 1)$ and $\bar{\Gamma}_R(0, 1)$ in (16), in contrast to the relative minus-sign for $\Gamma_I(0, 1)$ and $\Gamma_R(0, 1)$ in (14).

1.1 Structure of three-angle S2SC functions

The ‘‘signal’’ contributions are suppressed by the factor

$$K \equiv \frac{\left(1 - \frac{2m_t^2}{s}\right)}{\left(1 + \frac{2m_t^2}{s}\right)} \quad (17)$$

associated with the $g \rightarrow t\bar{t}$ production process, and the factor

$$\mathcal{R} \equiv \frac{[\bar{\Gamma}(0,0) - \bar{\Gamma}(1,1)]}{[\bar{\Gamma}(0,0) + \bar{\Gamma}(1,1)]}, \quad \overline{\mathcal{R}} \equiv \frac{[\Gamma(0,0) - \Gamma(-1,-1)]}{[\Gamma(0,0) + \Gamma(-1,-1)]} \quad (18)$$

associated with the stage-one part of the sequential-decay chains, $\bar{t} \rightarrow W^- \bar{b}, t \rightarrow W^+ b$. Numerically, $\mathcal{R} \sim 0.41$ in both the standard model and in the case of an additional large $t_R \rightarrow b_L$ chiral weak-transition moment [10]. The appearance of the $\mathcal{R} = (\text{prob } W_L) - (\text{prob } W_T)$ factor is not surprising [4,13] because this is a consequence of the dynamical assumption that the $\lambda_b = -1/2$ and $\lambda_{\bar{b}} = 1/2$ amplitudes dominate. In the standard model $\mathcal{R} = (1 - \frac{2m_W^2}{m_t^2}) / (1 + \frac{2m_W^2}{m_t^2})$ whether there is or isn't a large $t_R \rightarrow b_L$ moment. Fortunately $m_t \neq \sqrt{2}m_W = +113\text{GeV}$, otherwise many W -boson polarimetry effects would be absent in top-quark spin-correlation functions. An important exception is the θ_a dependence of $\mathcal{F}|_0$ [see (13)]. Both of the \mathcal{R} and K suppression factors are absent in purely stage-two W -boson polarimetry, with or without spin-correlation.

From the θ_2^t dependence of the integrated diagonal-elements of the sequential-decay density matrices for $\bar{t}_2 \rightarrow W_2^- \bar{b} \rightarrow (l^- \bar{\nu}) \bar{b}$, it follows that \mathcal{R} 's numerator appears in $\mathcal{F}|_{sig}$ multiplied by $\cos \theta_2^t$ and that \mathcal{R} 's denominator appears in $\mathcal{F}|_0$ multiplied by one [see (95-96)]. Because the t -quark has spin $\frac{1}{2}$, there are purely half-angle $d_{mm'}^{\frac{1}{2}}(\theta_2^t)$ -squared intensity-product-factors in (95-97). The off-diagonal $\overline{\mathcal{R}}_{\lambda_2 \lambda_2'}$ elements which describe \bar{t}_2 -helicity interference do not contribute due to the integration over the opening-angle ϕ between the t_1 and \bar{t}_2 decay planes. The angles $\theta_{1,2}$ are respectively equivalent to the $W_{1,2}^\pm$ -boson energies in the $(t\bar{t})_{cm}$ (see Appendix A). In this 3-variable spin-correlation function, the minus sign in the numerator of the K suppression factor in $\mathcal{F}|_{sig}$ is a consequence of the minus sign in the sequential-decay density-matrix \mathbf{R}_{++}^{bL} of (26) in the helicity-flip contribution (92) for the $\overline{\mathbf{R}}_{++}$ term, versus the corresponding plus sign in \mathbf{R}_{--}^{bL} of (27) in the helicity-conserving contribution (72) for the $\overline{\mathbf{R}}_{++}$ term; and analogously for the $\overline{\mathbf{R}}_{--}$

terms in (92) and (72).

1.2 Summary

From the top-quark spin-correlation function (13-14), the two tests for $t_1 \rightarrow W_1^+ b$ decay are:

(i) By measurement of $\Gamma_R(0, -1)$, the relative sign of the two dominant $\lambda_b = -1/2$ helicity-amplitudes can be determined if their relative phase is 0^0 or 180^0 . Versus the partial-decay-width $\Gamma(t \rightarrow W^+ b)$, W-boson longitudinal-transverse interference is a large effect for in the standard model $\eta_L \equiv \frac{\Gamma_R(0, -1)}{\Gamma} = \pm 0.46$ without/with a large $t_R \rightarrow b_L$ chiral weak-transition-moment. In both models, the probabilities for longitudinal/transverse W-bosons are large, $P(W_L) = \frac{\Gamma(0,0)}{\Gamma} = 0.70$ and $P(W_T) = \frac{\Gamma(-1, -1)}{\Gamma} = 0.30$, and so for a trivial relative-phase difference of 0^0 or 180^0 , W-boson longitudinal-transverse interference must be a large effect.

(ii) By measurement of both $\Gamma_R(0, -1)$ and $\Gamma_I(0, -1)$ via the ϕ_a dependence, a possible non-trivial phase can be investigated. Tests for non-trivial phases in top-quark decays are important in searching for possible \tilde{T}_{FS} violation.

From (15-16), there are the analogous two tests for $\bar{t}_2 \rightarrow W_2^- \bar{b}$ decay. In the standard model $\bar{\Gamma}_R(0, 1) = \Gamma_R(0, -1)$, and both $\bar{\Gamma}_I(0, 1)$ and $\Gamma_I(0, -1)$ vanish whether there is or isn't a purely-real $t_R \rightarrow b_L$ transition-moment.

Section 2 of this paper contains the derivation of general BR-S2SC functions. For $t\bar{t}$ production by $q\bar{q}$, or $e\bar{e} \rightarrow t\bar{t}$, neither CP invariance nor \tilde{T}_{FS} invariance is assumed for the $T(\lambda_1, \lambda_2)$ helicity amplitudes in Sec. 2.2. For informative details, see [16]. By CP invariance, $T(++) = T(--)$ but $T(+ -)$ and $T(- +)$ are unrelated. If experiment were to show that one of the primed production-helicity-parameters (76, 82-85, 94) is non-zero, then \tilde{T}_{FS} invariance is violated in the $g \rightarrow t\bar{t}$

process.

In Section 3, these results are applied to the lepton-plus-jets channel of the $t\bar{t}$ system, assuming that the $\lambda_b = -1/2$ and $\lambda_{\bar{b}} = 1/2$ amplitudes dominate. Simple four-angle spin-correlation functions are obtained, which do not involve beam-referencing. These and other additional-angle generalizations might be useful empirically, for instance as checks with respect to the above four tests. Section 4 contains a discussion. The appendices respectively treat (A) kinematic formulas, (B) translation between this paper's $\Gamma(\lambda_W, \lambda_{W'})$ notation and the helicity parameter's notation of Refs. [5,11,12,14], (C) kinematic formulas for beam-referencing versus Figs. 1-2, and (D) formulas for $e\bar{e} \rightarrow t\bar{t}$ production.

2 Derivation of Beam-Referenced Stage-Two Spin-Correlation Functions

In order to reference stage-two spin-correlation functions (S2SC) to the incident lepton or parton beam [4], we generalize the derivation of S2SC functions given in [5]. When more data is available for top quark decays, it should be a reasonable further step to consider using the results of [14] to incorporate Λ_b polarimetry. Λ_b polarimetry could be used to make a complete measurement of the four moduli and the three relative-phases of the helicity amplitudes in $t \rightarrow W^+b$ and analogously in $\bar{t} \rightarrow W^-\bar{b}$. In this context, next-to-leading-order QCD, electroweak, and W-boson and t-quark finite-width corrections require further theoretical investigation [7]. If the magnitudes of the two $\lambda_b = 1/2$ helicity amplitudes are as predicted by the standard model, i.e. at factors of more than $\sim \frac{1}{30}$ smaller than the two dominant $\lambda_b = -1/2$ amplitudes, both detector and background

effects will be non-trivial at this level of sensitivity at a hadron collider. Nevertheless, empirical consideration will be warranted if by then, there is compelling evidence for unusual top-quark physics.

In the BR-S2SC functions, we consider the decay sequence $t_1 \rightarrow W_1^+ b$ followed by $W_1^+ \rightarrow l^+ \nu$, and the CP -conjugate decay sequence $\bar{t}_2 \rightarrow W_2^- \bar{b}$ followed by $W_2^- \rightarrow l^- \bar{\nu}$. In Figs. 3 and 4, the spherical angles θ_1^t and ϕ_1 describe the W_1^+ momentum in the “first stage” $t_1 \rightarrow W_1^+ b$. Similarly, in Fig. 5 spherical angles θ_a and $\tilde{\phi}_a$ describe the l^+ momentum in the “second stage” $W_1^+ \rightarrow l^+ \nu$ when there is first a boost from the $(t\bar{t})_{cm}$ frame to the t_1 rest frame, and then a second boost from the t_1 rest frame to the W_1^+ rest frame. If instead the boost to the W_1^+ rest frame is directly from the $(t\bar{t})_{cm}$ frame, one must account for Wigner rotations. Formulas and details about these Wigner rotations are given in Ref. [5]. Analogously, two pairs of spherical angles θ_2^t, ϕ_2 and $\theta_b, \tilde{\phi}_b$ specify the two stages in the CP -conjugate sequential decay $\bar{t} \rightarrow W^- \bar{b}$ followed by $W^- \rightarrow l^- \bar{\nu}$ when the boost is from the \bar{t}_2 rest frame.

Note that the charged leptons’ azimuthal angle $\tilde{\phi}_a$ in the W_1^+ rest frame in Fig. 5, and analogously $\tilde{\phi}_b$ in the W_2^- rest frame, are referenced respectively by the \bar{t}_2 and t_1 momentum directions. Instead of using the anti-top and top quark momenta for this purpose, one can reference these two azimuthal angles in terms of the opposite W^\mp -boson momentum as in the formulas given in the introduction. These azimuthal angles are then denoted without “tilde accents” : ϕ_a in the W_1^+ rest frame when the boost is from the t_1 rest frame, and ϕ_b in the W_2^- rest frame when the boost is from the \bar{t}_2 rest frame.

As discussed in the caption to Fig. 3, the momenta for t_1 , W_1^+ , and \bar{t}_2 lie in the same plane whether the analysis is in the t_1 rest frame, in the \bar{t}_2 rest frame, or in the $t\bar{t}$ center-of-momentum

frame. Therefore, in deriving BR-S2SC functions in the helicity formalism, the angle $\tilde{\phi}_a$ in the W_1^+ rest frame is theoretically clear and simple. In general in the $(\bar{t}\bar{t})_{cm}$ frame, the momenta for t_1 , W_1^+ and W_2^- do not lie in the same plane. However, from the empirical point of view, the W_2^- momentum direction in the W_1^+ rest frame will often be more precisely known, and so these two azimuthal angles without “tilde accents” will be more useful. From the standpoint of the helicity formalism, in the final S2SC functions either ϕ_a or $\tilde{\phi}_a$ can be used because it is only a matter of referencing the zero direction for the azimuthal angle, i.e. it is an issue concerning the specification of the Euler angles in the D function for $W^+ \rightarrow l^+\nu$ decay.

To simplify the notation, unlike in Refs. [5,14], in this paper we do not use “tilde accents” on the polar angles θ_a and θ_b . We also do not use “ t ” superscripts on $\phi_{1,2}$ for they are Lorentz invariant for each of the three frames considered in Fig. 3. On the other hand, “ t ” superscripts on $\theta_{1,2}^t$ for the t_1 and \bar{t}_2 rest frames, are necessary to distinguish these angles from $\theta_{1,2}$ which are defined in the $(\bar{t}\bar{t})_{cm}$.

In the W_1^+ rest frame, the matrix element for $W_1^+ \rightarrow l^+\nu$ [or for $W_1^+ \rightarrow j\bar{d}j_u$] is

$$\langle \theta_a, \tilde{\phi}_a, \lambda_{l^+}, \lambda_\nu | 1, \lambda_{W^+} \rangle = D_{\lambda_{W^+}, 1}^{1*}(\tilde{\phi}_a, \theta_a, 0)c \quad (19)$$

since $\lambda_\nu = -\frac{1}{2}$, $\lambda_{l^+} = \frac{1}{2}$, neglecting $(\frac{m_l}{m_W})$ corrections [neglecting $(\frac{m_{jet}}{m_W})$ corrections]. Since the amplitude “ c ” in this matrix element is independent of the helicities, we will suppress it in the following formulas since it only affects the overall normalization. We will use below

$$\rho_{\lambda_1 \lambda'_1; \lambda_W \lambda'_W}(t \rightarrow W^+ b) = \sum_{\lambda_b = \mp 1/2} D_{\lambda_1, \mu}^{(1/2)*}(\phi_1, \theta_1^t, 0) D_{\lambda'_1, \mu'}^{(1/2)}(\phi_1, \theta_1^t, 0) A(\lambda_W, \lambda_b) A^*(\lambda'_W, \lambda_b) \quad (20)$$

where $\mu = \lambda_{W^+} - \lambda_b$ and $\mu' = \lambda_{W^+} - \lambda'_b$,

$$\rho_{\lambda_W \lambda'_W}(W^+ \rightarrow l^+\nu) = D_{\lambda_W, 1}^{1*}(\tilde{\phi}_a, \theta_a, 0) D_{\lambda'_W, 1}^1(\tilde{\phi}_a, \theta_a, 0) \quad (21)$$

In the W_2^- rest frame, analogous to (19) the matrix element for $W_2^- \rightarrow l^- \bar{\nu}$ [$W_2^- \rightarrow j_{\bar{u}} j_d$] is

$$\langle \theta_b, \tilde{\phi}_b, \lambda_{l^-}, \lambda_{\bar{\nu}} | 1, \lambda_{W^-} \rangle = D_{\lambda_{W^-}, -1}^{1*}(\tilde{\phi}_b, \theta_b, 0) \bar{c} \quad (22)$$

and we suppress the “ \bar{c} ” factor in the following.

2.1 Sequential-decay density matrices

The composite decay-density-matrix for $t_1 \rightarrow W_1^+ b \rightarrow (l^+ \nu) b$ is

$$R_{\lambda_1 \lambda'_1} = \sum_{\lambda_W, \lambda'_W} \rho_{\lambda_1 \lambda'_1; \lambda_W \lambda'_W}(t \rightarrow W^+ b) \rho_{\lambda_W \lambda'_W}(W^+ \rightarrow l^+ \nu) \quad (23)$$

where $\lambda_W, \lambda'_W = 0, \pm 1$ and the ρ density matrices are given in (20-21).

The above composite decay-density-matrix (23) can be expressed

$$\mathbf{R} = \mathbf{R}^{\text{bL}} + \mathbf{R}^{\text{bR}} \quad (24)$$

The $\lambda_b = -1/2$ elements are

$$\mathbf{R}^{\text{bL}} = \begin{pmatrix} \mathbf{R}^{\text{bL}}_{++} & e^{i\phi_1} \mathbf{R}^{\text{bL}}_{+-} \\ e^{-i\phi_1} \mathbf{R}^{\text{bL}}_{-+} & \mathbf{R}^{\text{bL}}_{--} \end{pmatrix} \quad (25)$$

where

$$\begin{aligned} \mathbf{R}^{\text{bL}}_{++} &= \frac{1}{2} \Gamma(0, 0) \cos^2 \frac{\theta_1^t}{2} \sin^2 \theta_a + \Gamma(-1, -1) \sin^2 \frac{\theta_1^t}{2} \sin^4 \frac{\theta_a}{2} \\ &\quad - \frac{1}{\sqrt{2}} [\Gamma_R(0, -1) \cos \tilde{\varphi}_a - \Gamma_I(0, -1) \sin \tilde{\varphi}_a] \sin \theta_1^t \sin \theta_a \sin^2 \frac{\theta_a}{2} \end{aligned} \quad (26)$$

$$\begin{aligned} \mathbf{R}^{\text{bL}}_{--} &= \frac{1}{2} \Gamma(0, 0) \sin^2 \frac{\theta_1^t}{2} \sin^2 \theta_a + \Gamma(-1, -1) \cos^2 \frac{\theta_1^t}{2} \sin^4 \frac{\theta_a}{2} \\ &\quad + \frac{1}{\sqrt{2}} [\Gamma_R(0, -1) \cos \tilde{\varphi}_a - \Gamma_I(0, -1) \sin \tilde{\varphi}_a] \sin \theta_1^t \sin \theta_a \sin^2 \frac{\theta_a}{2} \end{aligned} \quad (27)$$

$$\begin{aligned}
Re(\mathbf{r}_{+-}^{\mathbf{bL}}) &= \frac{1}{4}\Gamma(0,0)\sin\theta_1^t\sin^2\theta_a - \frac{1}{2}\Gamma(-1,-1)\sin\theta_1^t\sin^4\frac{\theta_a}{2} \\
&\quad + \frac{1}{\sqrt{2}}[\Gamma_R(0,-1)\cos\widetilde{\varphi}_a - \Gamma_I(0,-1)\sin\widetilde{\varphi}_a]\cos\theta_1^t\sin\theta_a\sin^2\frac{\theta_a}{2}
\end{aligned} \tag{28}$$

$$Im(\mathbf{r}_{+-}^{\mathbf{bL}}) = \frac{1}{\sqrt{2}}[\Gamma_R(0,-1)\sin\widetilde{\varphi}_a + \Gamma_I(0,-1)\cos\widetilde{\varphi}_a]\sin\theta_a\sin^2\frac{\theta_a}{2} \tag{29}$$

and $\mathbf{r}_{+-}^{\mathbf{bL}} = (\mathbf{r}_{-+}^{\mathbf{bL}})^*$.

For the subdominant \mathbf{b}_R decay channel,

$$\mathbf{R}^{\mathbf{bR}} = \begin{pmatrix} \mathbf{R}^{\mathbf{bR}}_{++} & e^{i\phi_1}\mathbf{r}^{\mathbf{bR}}_{+-} \\ e^{-i\phi_1}\mathbf{r}^{\mathbf{bR}}_{-+} & \mathbf{R}^{\mathbf{bR}}_{--} \end{pmatrix} \tag{30}$$

$$\begin{aligned}
\mathbf{R}^{\mathbf{bR}}_{++} &= \frac{1}{2}\Gamma^R(0,0)\sin^2\frac{\theta_1^t}{2}\sin^2\theta_a + \Gamma^R(1,1)\cos^2\frac{\theta_1^t}{2}\cos^4\frac{\theta_a}{2} \\
&\quad - \frac{1}{\sqrt{2}}[\Gamma_R^R(0,1)\cos\widetilde{\varphi}_a + \Gamma_I^R(0,1)\sin\widetilde{\varphi}_a]\sin\theta_1^t\sin\theta_a\cos^2\frac{\theta_a}{2}
\end{aligned} \tag{31}$$

$$\begin{aligned}
\mathbf{R}^{\mathbf{bR}}_{--} &= \frac{1}{2}\Gamma^R(0,0)\cos^2\frac{\theta_1^t}{2}\sin^2\theta_a + \Gamma^R(1,1)\sin^2\frac{\theta_1^t}{2}\cos^4\frac{\theta_a}{2} \\
&\quad + \frac{1}{\sqrt{2}}[\Gamma_R^R(0,1)\cos\widetilde{\varphi}_a + \Gamma_I^R(0,1)\sin\widetilde{\varphi}_a]\sin\theta_1^t\sin\theta_a\cos^2\frac{\theta_a}{2}
\end{aligned} \tag{32}$$

$$\begin{aligned}
Re(\mathbf{r}_{+-}^{\mathbf{bR}}) &= -\frac{1}{4}\Gamma^R(0,0)\sin\theta_1^t\sin^2\theta_a + \frac{1}{2}\Gamma^R(1,1)\sin\theta_1^t\cos^4\frac{\theta_a}{2} \\
&\quad + \frac{1}{\sqrt{2}}[\Gamma_R^R(0,1)\cos\widetilde{\varphi}_a + \Gamma_I^R(0,1)\sin\widetilde{\varphi}_a]\cos\theta_1^t\sin\theta_a\cos^2\frac{\theta_a}{2}
\end{aligned} \tag{33}$$

$$Im(\mathbf{r}_{+-}^{\mathbf{bR}}) = \frac{1}{\sqrt{2}}[\Gamma_R^R(0,1)\sin\widetilde{\varphi}_a - \Gamma_I^R(0,1)\cos\widetilde{\varphi}_a]\sin\theta_a\cos^2\frac{\theta_a}{2} \tag{34}$$

and $\mathbf{r}_{+-}^{\mathbf{bR}} = (\mathbf{r}_{-+}^{\mathbf{bR}})^*$. The \mathbf{b}_R decay channel's polarized-partial-widths and

W-boson-LT-interference-widths are

$$\Gamma^R(0,0) \equiv |A(0,1/2)|^2, \quad \Gamma^R(1,1) \equiv |A(1,1/2)|^2 \tag{35}$$

$$\Gamma_R^R(0,1) = \Gamma_R^R(1,0) \equiv Re[A(0,1/2)A(1,1/2)^*]$$

$$\equiv |A(0, 1/2)||A(1, 1/2)| \cos \beta_R \quad (36)$$

$$\begin{aligned} \Gamma_I^R(0, 1) &= -\Gamma_I^R(1, 0) \equiv \text{Im}[A(0, 1/2)A(1, 1/2)^*] \\ &\equiv -|A(0, 1/2)||A(1, 1/2)| \sin \beta_R \end{aligned} \quad (37)$$

Note that the superscripts on these $\Gamma(\lambda_W, \lambda_W')$'s always denote the b or \bar{b} helicity, whereas the subscripts denote the real or imaginary part (e.g. alternatively for (36) use $\Gamma_{Re}^R(0, 1)$).

The analogous composite decay-density matrix for the CP -conjugate process

$\bar{t} \rightarrow W^- \bar{b} \rightarrow (l^- \bar{\nu}) \bar{b}$ is

$$\bar{\mathbf{R}} = \bar{\mathbf{R}}^{\bar{b}_L} + \bar{\mathbf{R}}^{\bar{b}_R} \quad (38)$$

where the dominant

$$\bar{\mathbf{R}}^{\bar{b}_R} = \begin{pmatrix} \bar{\mathbf{R}}_{++}^{\bar{b}_R} & e^{i\phi_2} \bar{\mathbf{r}}_{+-}^{\bar{b}_R} \\ e^{-i\phi_2} \bar{\mathbf{r}}_{-+}^{\bar{b}_R} & \bar{\mathbf{R}}_{--}^{\bar{b}_R} \end{pmatrix} \quad (39)$$

$$\begin{aligned} \bar{\mathbf{R}}_{++}^{\bar{b}_R} &= \frac{1}{2} \bar{\Gamma}(0, 0) \sin^2 \frac{\theta_2^t}{2} \sin^2 \theta_b + \bar{\Gamma}(1, 1) \cos^2 \frac{\theta_2^t}{2} \sin^4 \frac{\theta_b}{2} \\ &\quad + \frac{1}{\sqrt{2}} [\bar{\Gamma}_R(0, 1) \cos \widetilde{\varphi}_b + \bar{\Gamma}_I(0, 1) \sin \widetilde{\varphi}_b] \sin \theta_2^t \sin \theta_b \sin^2 \frac{\theta_b}{2} \end{aligned} \quad (40)$$

$$\begin{aligned} \bar{\mathbf{R}}_{--}^{\bar{b}_R} &= \frac{1}{2} \bar{\Gamma}(0, 0) \cos^2 \frac{\theta_2^t}{2} \sin^2 \theta_b + \bar{\Gamma}(1, 1) \sin^2 \frac{\theta_2^t}{2} \sin^4 \frac{\theta_b}{2} \\ &\quad - \frac{1}{\sqrt{2}} [\bar{\Gamma}_R(0, 1) \cos \widetilde{\varphi}_b + \bar{\Gamma}_I(0, 1) \sin \widetilde{\varphi}_b] \sin \theta_2^t \sin \theta_b \sin^2 \frac{\theta_b}{2} \end{aligned} \quad (41)$$

$$\begin{aligned} \text{Re}(\bar{\mathbf{r}}_{+-}^{\bar{b}_R}) &= -\frac{1}{4} \bar{\Gamma}(0, 0) \sin \theta_2^t \sin^2 \theta_b + \frac{1}{2} \bar{\Gamma}(1, 1) \sin \theta_2^t \sin^4 \frac{\theta_b}{2} \\ &\quad - \frac{1}{\sqrt{2}} [\bar{\Gamma}_R(0, 1) \cos \widetilde{\varphi}_b + \bar{\Gamma}_I(0, 1) \sin \widetilde{\varphi}_b] \cos \theta_2^t \sin \theta_b \sin^2 \frac{\theta_b}{2} \end{aligned} \quad (42)$$

$$\text{Im}(\bar{\mathbf{r}}_{+-}^{\bar{b}_R}) = -\frac{1}{\sqrt{2}} [\bar{\Gamma}_R(0, 1) \sin \widetilde{\varphi}_b - \bar{\Gamma}_I(0, 1) \cos \widetilde{\varphi}_b] \sin \theta_b \sin^2 \frac{\theta_b}{2} \quad (43)$$

and $\bar{\mathbf{r}}_{-+}^{\bar{b}_R} = (\bar{\mathbf{r}}_{+-}^{\bar{b}_R})^*$.

For the subdominant $\bar{\mathbf{b}}_L$ decay channel,

$$\bar{\mathbf{R}}^{\mathbf{b}_L} = \begin{pmatrix} \bar{\mathbf{R}}_{++}^{\bar{\mathbf{b}}_L} & e^{i\phi_2} \bar{\mathbf{r}}_{+-}^{\bar{\mathbf{b}}_L} \\ e^{-i\phi_2} \bar{\mathbf{r}}_{-+}^{\bar{\mathbf{b}}_L} & \bar{\mathbf{R}}_{--}^{\bar{\mathbf{b}}_L} \end{pmatrix} \quad (44)$$

$$\begin{aligned} \bar{\mathbf{R}}_{++}^{\bar{\mathbf{b}}_L} &= \frac{1}{2} \bar{\Gamma}^L(0, 0) \cos^2 \frac{\theta_2^t}{2} \sin^2 \theta_b + \bar{\Gamma}^L(-1, -1) \sin^2 \frac{\theta_2^t}{2} \cos^4 \frac{\theta_b}{2} \\ &\quad + \frac{1}{\sqrt{2}} [\bar{\Gamma}_R^L(0, -1) \cos \tilde{\varphi}_b - \bar{\Gamma}_I^L(0, -1) \sin \tilde{\varphi}_b] \sin \theta_2^t \sin \theta_b \cos^2 \frac{\theta_b}{2} \end{aligned} \quad (45)$$

$$\begin{aligned} \bar{\mathbf{R}}_{--}^{\bar{\mathbf{b}}_L} &= \frac{1}{2} \bar{\Gamma}^L(0, 0) \sin^2 \frac{\theta_2^t}{2} \sin^2 \theta_b + \bar{\Gamma}^L(-1, -1) \cos^2 \frac{\theta_2^t}{2} \cos^4 \frac{\theta_b}{2} \\ &\quad - \frac{1}{\sqrt{2}} [\bar{\Gamma}_R^L(0, -1) \cos \tilde{\varphi}_b - \bar{\Gamma}_I^L(0, -1) \sin \tilde{\varphi}_b] \sin \theta_2^t \sin \theta_b \cos^2 \frac{\theta_b}{2} \end{aligned} \quad (46)$$

$$\begin{aligned} \text{Re}(\bar{\mathbf{r}}_{+-}^{\bar{\mathbf{b}}_L}) &= \frac{1}{4} \bar{\Gamma}^L(0, 0) \sin \theta_2^t \sin^2 \theta_b - \frac{1}{2} \bar{\Gamma}^L(-1, -1) \sin \theta_2^t \cos^4 \frac{\theta_b}{2} \\ &\quad - \frac{1}{\sqrt{2}} [\bar{\Gamma}_R^L(0, -1) \cos \tilde{\varphi}_b - \bar{\Gamma}_I^L(0, -1) \sin \tilde{\varphi}_b] \cos \theta_2^t \sin \theta_b \cos^2 \frac{\theta_b}{2} \end{aligned} \quad (47)$$

$$\text{Im}(\bar{\mathbf{r}}_{+-}^{\bar{\mathbf{b}}_L}) = -\frac{1}{\sqrt{2}} [\bar{\Gamma}_R^L(0, -1) \sin \tilde{\varphi}_b + \bar{\Gamma}_I^L(0, -1) \cos \tilde{\varphi}_b] \sin \theta_b \cos^2 \frac{\theta_b}{2} \quad (48)$$

and $\bar{\mathbf{r}}_{-+}^{\bar{\mathbf{b}}_L} = (\bar{\mathbf{r}}_{+-}^{\bar{\mathbf{b}}_L})^*$.

$$\bar{\Gamma}^L(0, 0) \equiv |B(0, -1/2)|^2, \quad \bar{\Gamma}^L(-1, -1) \equiv |B(-1, -1/2)|^2 \quad (49)$$

$$\bar{\Gamma}_R^L(0, -1) = \bar{\Gamma}_R^L(-1, 0) \equiv \text{Re}[B(0, -1/2)B(-1, -1/2)^*] \quad (50)$$

$$\equiv |B(0, -1/2)||B(-1, -1/2)| \cos \bar{\beta}_L \quad (51)$$

$$\bar{\Gamma}_I^L(0, -1) = -\bar{\Gamma}_I^L(-1, 0) \equiv \text{Im}[B(0, -1/2)B(-1, -1/2)^*] \quad (52)$$

$$\equiv -|B(0, -1/2)||B(-1, -1/2)| \sin \bar{\beta}_L \quad (53)$$

Sometimes in the derivation, we will denote $\mathbf{r}_{+-} = F_a + iH_a$ and analogously

$\bar{\mathbf{r}}_{+-} = -F_b - iH_b$. As above, b_L and b_R superscripts on \mathbf{r}_{+-} , and on F_a and H_a denote the $\lambda_b = -1/2, 1/2$ contributions, and analogously for $\bar{\mathbf{r}}_{+-}$, F_b and H_b .

2.2 Start of derivation of BR-S2SC functions

The general beam-referenced angular distribution in the $(t\bar{t})_{cm}$ is

$$\begin{aligned}
 I(\Theta_B, \Phi_B; \theta_1^t, \phi_1; \theta_a, \widetilde{\phi}_a; \theta_2^t, \phi_2; \theta_b, \widetilde{\phi}_b) &= \sum_{\lambda_1 \lambda_2 \lambda'_1 \lambda'_2} \rho_{\lambda_1 \lambda_2; \lambda'_1 \lambda'_2}^{\text{prod}}(\Theta_B, \Phi_B) \\
 &\times R_{\lambda_1 \lambda'_1}(t \rightarrow W^+ b \rightarrow \dots) \overline{R}_{\lambda_2 \lambda'_2}(\bar{t} \rightarrow W^- \bar{b} \rightarrow \dots)
 \end{aligned}
 \tag{54}$$

where the summations are over the t_1 and \bar{t}_2 helicities. The composite decay-density-matrices $R_{\lambda_1 \lambda'_1}$ for $t \rightarrow W^+ b \rightarrow \dots$ and $\overline{R}_{\lambda_2 \lambda'_2}$ for $\bar{t} \rightarrow W^- \bar{b} \rightarrow \dots$ are given in the preceding subsection. This formula holds for any of the above $t\bar{t}$ production channels and for either the lepton-plus-jets, the dilepton-plus-jets, or the all-jets $t\bar{t}$ decay channels. The derivation begins in the ‘‘home’’ or starting coordinate system (x_h, y_h, z_h) in the $(t\bar{t})_{c.m.}$ frame. As shown in Fig. 6-7, the angles Θ_B, Φ_B specify the direction of the incident beam, the e momentum, or in the case of $p\bar{p} \rightarrow t\bar{t}X$, the q momentum arising from the incident p in the $p\bar{p}$. The t_1 momentum is chosen to lie along the positive z_h axis. The positive x_h direction is an arbitrary, fixed perpendicular direction. Because the incident beam is assumed to be unpolarized, there is no dependence on the associated ϕ_1 angle after the observable azimuthal angles are specified (see below). With respect to the normalization of the various BR-S2SC functions, the ϕ_1 integration is not explicitly performed in this paper. With (54) there is an associated differential counting rate

$$\begin{aligned}
 dN &= I(\Theta_B, \Phi_B; \dots) d(\cos \Theta_B) d\Phi_B d(\cos \theta_1^t) d\phi_1 \\
 &\quad d(\cos \theta_a) d\widetilde{\phi}_a d(\cos \theta_2^t) d\phi_2 d(\cos \theta_b) d\widetilde{\phi}_b
 \end{aligned}
 \tag{55}$$

where, for full phase space, the cosine of each polar angle ranges from -1 to 1, and each azimuthal angle ranges over 2π .

For $t\bar{t}$ production by $q\bar{q}$, or $e\bar{e} \rightarrow t\bar{t}$ by initial unpolarized particles, the associated production

density matrix is derived as in [5,4]. It is

$$\begin{aligned} \rho_{\lambda_1\lambda_2;\lambda'_1\lambda'_2}^{\text{prod}} &= \left(\frac{1}{s^2}\right)e^{i(\lambda'-\lambda)\Phi_B}T(\lambda_1,\lambda_2)T^*(\lambda'_1,\lambda'_2) \\ &\quad \times \frac{1}{4} \sum_{s_1,s_2} |\tilde{T}(s_1,s_2)|^2 d_{\lambda s}^1(\Theta_B) d_{\lambda' s}^1(\Theta_B) \end{aligned} \quad (56)$$

where $\lambda = \lambda_1 - \lambda_2$, $\lambda' = \lambda'_1 - \lambda'_2$, and $s = s_1 - s_2$. In the body of this paper we concentrate on results for hadron colliders; formulas for the case of $e\bar{e}$ or $\mu\bar{\mu}$ production are given in Appendix D. It is convenient to separate the contributions into three parts, depending on the roles of the ‘‘helicity-conserving’’ and ‘‘helicity-flip’’ $T(\lambda_1, \lambda_2)$ amplitudes for $g \rightarrow t_1\bar{t}_2$ production. Relative to the helicity-conserving amplitudes, the helicity-flip amplitudes are $(\sqrt{2}m_t/\sqrt{s})$. We denote by a tilde accent the corresponding helicity-conserving light-quark $q\bar{q} \rightarrow g$ annihilation amplitudes. The values $\lambda_{1,2} = \pm 1/2$ of the arguments of $T(\lambda_1, \lambda_2)$ are denoted by the signs of λ_1, λ_2 , and likewise for $\tilde{T}(s_1, s_2)$.

2.2.1 Helicity-conserving contribution

The $t_1\bar{t}_2$ helicity-conserving contribution production density matrix is

$$\begin{aligned} \rho_{\lambda_1\lambda_2;\lambda'_1\lambda'_2}^{\text{prod}} &\rightarrow \delta_{\lambda_2,-\lambda_1} \delta_{\lambda'_2,-\lambda'_1} \left(\frac{1}{s^2}\right)e^{i2(\lambda'_1-\lambda_1)\Phi_B}T(\lambda_1,-\lambda_1)T^*(\lambda'_1,-\lambda'_1) \\ &\quad \times \frac{1}{4} \left[|\tilde{T}(+-)|^2 d_{\lambda 1}^1(\Theta_B) d_{\lambda' 1}^1(\Theta_B) + |\tilde{T}(-+)|^2 d_{\lambda,-1}^1(\Theta_B) d_{\lambda',-1}^1(\Theta_B) \right] \end{aligned} \quad (57)$$

where $\lambda = 2\lambda_1$ and $\lambda' = 2\lambda'_1$. The angular distribution of (57) has four different terms which can be labelled as $I_{\lambda,\lambda'}$ due to the Kronecker δ 's. Explicitly, these are

$$I_{++} = \frac{1}{4s^2} |T(+-)|^2 \mathbf{R}_{++} \bar{\mathbf{R}}_{--} \left[|\tilde{T}(+-)|^2 \cos^4(\Theta_B/2) + |\tilde{T}(-+)|^2 \sin^4(\Theta_B/2) \right] \quad (58)$$

$$I_{--} = \frac{1}{4s^2} |T(-+)|^2 \mathbf{R}_{--} \bar{\mathbf{R}}_{++} \left[|\tilde{T}(+-)|^2 \sin^4(\Theta_B/2) + |\tilde{T}(-+)|^2 \cos^4(\Theta_B/2) \right] \quad (59)$$

$$I_{+-} = \frac{1}{4s^2} T(+ -) T^*(- +) e^{-i(2\Phi_R + \phi)} \mathbf{r}_{+-} \bar{\mathbf{r}}_{-+} \left[|\tilde{T}(+-)|^2 + |\tilde{T}(-+)|^2 \right] \cos^2(\Theta_B/2) \sin^2(\Theta_B/2) \quad (60)$$

$$I_{-+} = \frac{1}{4s^2} T(- +) T^*(+ -) e^{i(2\Phi_R + \phi)} \mathbf{r}_{-+} \bar{\mathbf{r}}_{+-} \left[|\tilde{T}(+-)|^2 + |\tilde{T}(-+)|^2 \right] \cos^2(\Theta_B/2) \sin^2(\Theta_B/2) \quad (61)$$

where the starting angles ϕ_2 and Φ_B have been replaced by the angles $\phi = \phi_1 + \phi_2$ and $\Phi_R = \Phi_B - \phi_1$, see Figs. 6-7.

Two rotations are needed to recast the above expressions in terms of the angles of the final $(\bar{t}\bar{t})_{c.m.}$ coordinate system shown in Figs. 1-2:

Step1: We rotate by θ_1 so that the new z-axis \bar{z} is along the W_1^+ momentum, as shown in Figs. 8-9.

This replaces the Θ_B, Φ_B referencing of the beam direction by the final polar angle θ_q and an associated azimuthal Φ_W variable. Since this is simply a coordinate rotation,

$$d(\cos \theta_q) d\Phi_W = d(\cos \Theta_B) d\Phi_R \quad (62)$$

The Jacobian is 1, and $\cos \theta_q$ and Φ_W have the usual range for spherical coordinates. The formulas for making this change of variables are:

$$\cos \theta_q = \cos \theta_1 \cos \Theta_B + \sin \theta_1 \sin \Theta_B \cos \Phi_R \quad (63)$$

$$\sin \theta_q \cos \Phi_W = -\sin \theta_1 \cos \Theta_B + \cos \theta_1 \sin \Theta_B \cos \Phi_R \quad (64)$$

$$\sin \theta_q \sin \Phi_W = \sin \Theta_B \sin \Phi_R \quad (65)$$

and

$$\cos \Theta_B = \cos \theta_1 \cos \theta_q - \sin \theta_1 \sin \theta_q \cos \Phi_W \quad (66)$$

In Fig. 9, the W_2^- momentum is at angles Θ_2 and Φ_2 . Since $\Theta_2 = \pi - \psi$, Θ_2 can be replaced by the opening angle ψ between the W_1^+ and W_2^- momenta. The opening angle ψ is simply

related to the important angle $\phi = \phi_1 + \phi_2$ between the t_1 and \bar{t}_2 decay planes:

$$\cos \psi = -\cos \Theta_2 = -\cos \theta_1 \cos \theta_2 + \sin \theta_1 \sin \theta_2 \cos \phi \quad (67)$$

$$\sin \psi = \sin \Theta_2 = (1 - \cos^2 \Theta_2)^{1/2} \quad (68)$$

On the other hand, $\cos \Phi_2$ and $\sin \Phi_2$ are auxiliary variables that appear in the formulas in Appendix C for transforming the initial beam-referencing spherical angles Θ_B, Φ_R of Figs. 6-7 to the final ones, θ_q, ϕ_q of Figs. 1-2.

$$\sin \psi \cos \Phi_2 = \sin \theta_1 \cos \theta_2 + \cos \theta_1 \sin \theta_2 \cos \phi \quad (69)$$

$$\sin \psi \sin \Phi_2 = \sin \theta_2 \sin \phi \quad (70)$$

Step 2: We rotate by $-\Phi_2$ about $\bar{z} = \hat{z}$ so that the W_2^- momenta is in the positive \hat{x} plane, as shown in Figs. 1-2.

By this rotation,

$$\phi_q = \Phi_W + \Phi_2 \quad (71)$$

so the Jacobian is 1, and ϕ_q has the full 2π range.

By these two steps, the above four helicity-conserving contributions are expressed in terms of Figs. 1-2:

$$\begin{aligned} I_{++} + I_{--} &= \frac{1}{16 s^2} S_q \left\{ |T(+ -)|^2 \mathbf{R}_{++} \bar{\mathbf{R}}_{--} + |T(- +)|^2 \mathbf{R}_{--} \bar{\mathbf{R}}_{++} \right\} (1 + \cos^2 \Theta_B) \\ &\quad + \frac{1}{8 s^2} T_q \left\{ |T(+ -)|^2 \mathbf{R}_{++} \bar{\mathbf{R}}_{--} - |T(- +)|^2 \mathbf{R}_{--} \bar{\mathbf{R}}_{++} \right\} \cos \Theta_B \end{aligned} \quad (72)$$

$$\begin{aligned} I_{+-} + I_{-+} &= -\frac{1}{8 s^2} S_q \left\{ \bar{\kappa} [F_a F_b + H_a H_b] + \bar{\kappa}' [F_a H_b - H_a F_b] \right\} \sin^2 \Theta_B \cos(2\Phi_R + \phi) \\ &\quad - \frac{1}{8 s^2} S_q \left\{ \bar{\kappa}' [F_a F_b + H_a H_b] - \bar{\kappa} [F_a H_b - H_a F_b] \right\} \sin^2 \Theta_B \sin(2\Phi_R + \phi) \end{aligned} \quad (73)$$

where

$$S_q = |\tilde{T}(+-)|^2 + |\tilde{T}(-+)|^2 \quad (74)$$

$$T_q = |\tilde{T}(+-)|^2 - |\tilde{T}(-+)|^2 \quad (75)$$

$$\bar{\kappa} + i\bar{\kappa}' = T(+-)T^*(-+) \quad (76)$$

2.2.2 Mixed helicity-properties contribution

The mixed helicity-properties contribution of the $t_1\bar{t}_2$ production density matrix is in two parts:

The first part is

$$\begin{aligned} \rho_{\lambda_1\lambda_2;\lambda'_1\lambda'_2}^{\text{prod}} &\rightarrow \delta_{\lambda_2,\lambda_1}\delta_{\lambda'_2,-\lambda'_1}\left(\frac{1}{s^2}\right)e^{i2\lambda'_1\Phi_B}T(\lambda_1,\lambda_1)T^*(\lambda'_1,-\lambda'_1) \\ &\quad \times \frac{1}{4} \left[|\tilde{T}(+-)|^2 d_{0,1}^1(\Theta_B)d_{\lambda'_1,1}^1(\Theta_B) + |\tilde{T}(-+)|^2 d_{0,-1}^1(\Theta_B)d_{\lambda'_1,-1}^1(\Theta_B) \right] \end{aligned} \quad (77)$$

where $\lambda' = 2\lambda'_1$.

As in the above subsection for the helicity-conserving contribution, this mixed-helicity properties contribution can be expressed as the sum of

$$I_{++}^{mA} = -\frac{1}{8\sqrt{2}s^2}(\bar{\eta}^+ + i\bar{\eta}'^+)\mathbf{R}_{++}(F_b + iH_b)(S_q \cos \Theta_B + T_q) \sin \Theta_B e^{i(\Phi_R + \phi)} \quad (78)$$

$$I_{--}^{mA} = \frac{1}{8\sqrt{2}s^2}(\bar{\omega}^- + i\bar{\omega}'^-)\mathbf{R}_{--}(F_b - iH_b)(S_q \cos \Theta_B - T_q) \sin \Theta_B e^{-i(\Phi_R + \phi)} \quad (79)$$

$$I_{+-}^{mA} = -\frac{1}{8\sqrt{2}s^2}(\bar{\omega}^+ + i\bar{\omega}'^+)\mathbf{R}_{++}(F_a + iH_a)\bar{\mathbf{R}}_{++}(S_q \cos \Theta_B - T_q) \sin \Theta_B e^{-i\Phi_R} \quad (80)$$

$$I_{-+}^{mA} = \frac{1}{8\sqrt{2}s^2}(\bar{\eta}^- + i\bar{\eta}'^-)(F_a - iH_a)\bar{\mathbf{R}}_{--}(S_q \cos \Theta_B + T_q) \sin \Theta_B e^{i\Phi_R} \quad (81)$$

where

$$\bar{\omega}^+ + i\bar{\omega}'^+ = T(++T^*(-+)) \quad (82)$$

$$\bar{\omega}^- + i\bar{\omega}'^- = T(--T^*(-+)) \quad (83)$$

$$\bar{\eta}^+ + i\bar{\eta}'^+ = T(++T^*(+-)) \quad (84)$$

$$\bar{\eta}^- + i\bar{\eta}'^- = T(--T^*(+-)) \quad (85)$$

The second part of the $t_1\bar{t}_2$ mixed helicity-properties part of the production density matrix is

$$\begin{aligned} \rho_{\lambda_1\lambda_2;\lambda'_1\lambda'_2}^{\text{prod}} &\rightarrow \delta_{\lambda_2,-\lambda_1}\delta_{\lambda'_2,\lambda'_1}\left(\frac{1}{s^2}\right)e^{-i2\lambda_1\Phi_B}T(\lambda_1,-\lambda_1)T^*(\lambda'_1,\lambda'_1) \\ &\times \frac{1}{4}\left[|\tilde{T}(+-)|^2d_{\lambda,1}^1(\Theta_B)d_{0,1}^1(\Theta_B) + |\tilde{T}(-+)|^2d_{\lambda,-1}^1(\Theta_B)d_{0,-1}^1(\Theta_B)\right] \end{aligned} \quad (86)$$

where $\lambda = 2\lambda_1$. This mixed-helicity-properties contribution can be expressed as the sum of

$$I_{++}^{mB} = -\frac{1}{8\sqrt{2}s^2}(\bar{\eta}^+ - i\bar{\eta}'^+)\mathbf{R}_{++}(F_b - iH_b)(S_q \cos \Theta_B + T_q) \sin \Theta_B e^{-i(\Phi_R + \phi)} \quad (87)$$

$$I_{--}^{mB} = \frac{1}{8\sqrt{2}s^2}(\bar{\omega}^- - i\bar{\omega}'^-)\mathbf{R}_{--}(F_b + iH_b)(S_q \cos \Theta_B - T_q) \sin \Theta_B e^{i(\Phi_R + \phi)} \quad (88)$$

$$I_{+-}^{mB} = \frac{1}{8\sqrt{2}s^2}(\bar{\eta}^- - i\bar{\eta}'^-)(F_a + iH_a)\bar{\mathbf{R}}_{--}[(S_q \cos \Theta_B + T_q) \sin \Theta_B e^{-i\Phi_R}] \quad (89)$$

$$I_{-+}^{mB} = -\frac{1}{8\sqrt{2}s^2}(\bar{\omega}^+ - i\bar{\omega}'^+)(F_a - iH_a)\bar{\mathbf{R}}_{++}(S_q \cos \Theta_B - T_q) \sin \Theta_B e^{i\Phi_R} \quad (90)$$

2.2.3 Helicity-flip contribution

The $t_1\bar{t}_2$ helicity-flip production density matrix is

$$\begin{aligned} \rho_{\lambda_1\lambda_2;\lambda'_1\lambda'_2}^{\text{prod}} &\rightarrow \delta_{\lambda_2,\lambda_1}\delta_{\lambda'_2,\lambda'_1}\left(\frac{1}{s^2}\right)T(\lambda_1,\lambda_1)T^*(\lambda'_1,\lambda'_1) \\ &\times \frac{1}{4}\left[|\tilde{T}(+-)|^2d_{01}^1(\Theta_B)d_{01}^1(\Theta_B) + |\tilde{T}(-+)|^2d_{0,-1}^1(\Theta_B)d_{0,-1}^1(\Theta_B)\right] \end{aligned} \quad (91)$$

This contribution can be expressed as the sum of

$$I_{++}^{m2} + I_{--}^{m2} = \frac{1}{8s^2} S_q \left\{ |T(++)|^2 \mathbf{R}_{++} \bar{\mathbf{R}}_{++} + |T(--)|^2 \mathbf{R}_{--} \bar{\mathbf{R}}_{--} \right\} \sin^2 \Theta_B \quad (92)$$

and

$$\begin{aligned} I_{+-}^{m2} + I_{-+}^{m2} &= \frac{1}{4s^2} S_q \left(\left\{ -\bar{\zeta} [F_a F_b - H_a H_b] + \bar{\zeta}' [F_a H_b + H_a F_b] \right\} \cos \phi \right. \\ &\quad \left. + \left\{ \bar{\zeta}' [F_a F_b - H_a H_b] + \bar{\zeta} [F_a H_b + H_a F_b] \right\} \sin \phi \right) \sin^2 \Theta_B \end{aligned} \quad (93)$$

where

$$\bar{\zeta} + i\bar{\zeta}' = T(++T^*(-)) \quad (94)$$

For $q\bar{q} \rightarrow t\bar{t}$, in the Jacob-Wick phase convention, the associated helicity amplitudes are $\tilde{T}(+, -) = \tilde{T}(-, +) = g$, the helicity-conserving $T(+-) = T(-+) = g$, and the helicity-flip $T(++T) = T(--T) = gm_t\sqrt{2/s}$.

3 Lepton-plus-Jets Channel: $\lambda_b = -1/2$, $\lambda_{\bar{b}} = +1/2$

Dominance

From the perspective of specific helicity amplitude tests, one can use the above results to investigate various BR-S2SC functions for the lepton-plus-jets channel: In this paper, we are interested in tests for the relative sign of, or for measurement of a possible non-trivial phase between the $\lambda_b = -1/2$ helicity amplitudes for $t \rightarrow W^+b$. We assume that the $\lambda_b = -1/2$ and $\lambda_{\bar{b}} = 1/2$ contributions dominate.

3.1 $t_1 \rightarrow W_1^+ b \rightarrow (l^+ \nu) b$

For the case $t_1 \rightarrow W_1^+ b \rightarrow (l^+ \nu) b$, with W_2^- decaying into hadronic jets, we separate the intensity contributions into two parts: “signal terms” $\tilde{I}|_{sig}$ which depend on $\Gamma_R(0, -1)$ and $\Gamma_I(0, -1)$, and “background terms” $\tilde{I}|_0$ which depend on $\Gamma(0, 0)$ and $\Gamma(-1, -1)$. We use a tilde accent on $\tilde{I}|_0, \dots$ to denote the integration over the $\theta_b, \tilde{\phi}_b$ variables. This integration gives

$$\int_{-1}^1 d(\cos \theta_b) \int_0^{2\pi} d\tilde{\phi}_b \bar{\mathbf{R}}_{+++}^{\bar{b}_R} = \frac{4\pi}{3} [\bar{\Gamma}(0, 0) \sin^2 \frac{\theta_2^t}{2} + \bar{\Gamma}(1, 1) \cos^2 \frac{\theta_2^t}{2}] \quad (95)$$

$$\int_{-1}^1 d(\cos \theta_b) \int_0^{2\pi} d\tilde{\phi}_b \bar{\mathbf{R}}_{---}^{\bar{b}_R} = \frac{4\pi}{3} [\bar{\Gamma}(0, 0) \cos^2 \frac{\theta_2^t}{2} + \bar{\Gamma}(1, 1) \sin^2 \frac{\theta_2^t}{2}] \quad (96)$$

$$\int_{-1}^1 d(\cos \theta_b) \int_0^{2\pi} d\tilde{\phi}_b F_b^{\bar{b}_R} = \frac{2\pi}{3} \sin^2 \theta_2^t [\bar{\Gamma}(0, 0) - \bar{\Gamma}(1, 1)] \quad (97)$$

The integration over $H_b^{\bar{b}_R}$ vanishes.

We find for the helicity-conserving contribution,

$$(\tilde{I}_{++} + \tilde{I}_{--})|_0 = \frac{\pi g^4}{12s^2} (1 + \cos^2 \Theta_B) \quad (98)$$

$$\left\{ \begin{array}{l} \frac{1}{2} \Gamma(0, 0) \sin^2 \theta_a [\bar{\Gamma}(0, 0) (1 + \cos \theta_1^t \cos \theta_2^t) + \bar{\Gamma}(1, 1) (1 - \cos \theta_1^t \cos \theta_2^t)] \\ + \Gamma(-1, -1) \sin^4 \frac{\theta_a}{2} [\bar{\Gamma}(0, 0) (1 - \cos \theta_1^t \cos \theta_2^t) + \bar{\Gamma}(1, 1) (1 + \cos \theta_1^t \cos \theta_2^t)] \end{array} \right\}$$

$$(\tilde{I}_{++} + \tilde{I}_{--})|_{sig} = \frac{\pi g^4}{6\sqrt{2}s^2} (1 + \cos^2 \Theta_B) \sin \theta_1^t \cos \theta_2^t \sin \theta_a \sin^2 \frac{\theta_a}{2} \quad (99)$$

$$\left\{ -\Gamma_R(0, -1) \cos \tilde{\phi}_a + \Gamma_I(0, -1) \sin \tilde{\phi}_a \right\} [\bar{\Gamma}(0, 0) - \bar{\Gamma}(1, 1)]$$

$$(\tilde{I}_{+-} + \tilde{I}_{-+})|_0 = -\frac{\pi g^4}{12s^2} \sin^2 \Theta_B \cos(2\Phi_R + \phi) \sin \theta_1^t \sin \theta_2^t \quad (100)$$

$$\left\{ \frac{1}{2} \Gamma(0, 0) \sin^2 \theta_a - \Gamma(-1, -1) \sin^4 \frac{\theta_a}{2} \right\} [\bar{\Gamma}(0, 0) - \bar{\Gamma}(1, 1)]$$

$$(\tilde{I}_{+-} + \tilde{I}_{-+})|_{sig} = -\frac{\pi g^4}{6\sqrt{2}s^2} \sin^2 \Theta_B \sin \theta_2^t \sin \theta_a \sin^2 \frac{\theta_a}{2} [\bar{\Gamma}(0, 0) - \bar{\Gamma}(1, 1)] \quad (101)$$

$$\left\{ \begin{array}{l} \cos(2\Phi_R + \phi) \cos \theta_1^t \left\{ \Gamma_R(0, -1) \cos \tilde{\phi}_a - \Gamma_I(0, -1) \sin \tilde{\phi}_a \right\} \\ + \sin(2\Phi_R + \phi) \left\{ \Gamma_R(0, -1) \sin \tilde{\phi}_a + \Gamma_I(0, -1) \cos \tilde{\phi}_a \right\} \end{array} \right\}$$

For the mixed-helicity contribution, the terms with primed coefficients [see (82-85)] all vanish.

We collect the other mixed-helicity contributions in real sums:

$$\begin{aligned} \tilde{I}^{m(\bar{\omega}^+ + \bar{\eta}^-)}|_0 &= \frac{\pi g^4 m_t}{3s^2 \sqrt{s}} \sin \Theta_B \cos \Theta_B \cos \Phi_R \sin \theta_1^t \cos \theta_2^t \\ &\quad \left\{ \frac{1}{2} \Gamma(0, 0) \sin^2 \theta_a - \Gamma(-1, -1) \sin^4 \frac{\theta_a}{2} \right\} [\bar{\Gamma}(0, 0) - \bar{\Gamma}(1, 1)] \end{aligned} \quad (102)$$

$$\begin{aligned} \tilde{I}^{m(\bar{\omega}^+ + \bar{\eta}^-)}|_{sig} &= \frac{\sqrt{2} \pi g^4 m_t}{3s^2 \sqrt{s}} \sin \Theta_B \cos \Theta_B \cos \theta_2^t \sin \theta_a \sin^2 \frac{\theta_a}{2} \\ &\quad \left\{ \begin{aligned} &\cos \theta_1^t \left\{ \Gamma_R(0, -1) \cos \tilde{\phi}_a - \Gamma_I(0, -1) \sin \tilde{\phi}_a \right\} \cos \Phi_R \\ &+ \left\{ \Gamma_R(0, -1) \sin \tilde{\phi}_a + \Gamma_I(0, -1) \cos \tilde{\phi}_a \right\} \sin \Phi_R \end{aligned} \right\} [\bar{\Gamma}(0, 0) - \bar{\Gamma}(1, 1)] \end{aligned} \quad (103)$$

$$\begin{aligned} \tilde{I}^{m(\bar{\omega}^- + \bar{\eta}^+)}|_0 &= -\frac{\pi g^4 m_t}{3s^2 \sqrt{s}} \sin \Theta_B \cos \Theta_B \cos(\Phi_R + \phi) \cos \theta_1^t \sin \theta_2^t \\ &\quad \left\{ \frac{1}{2} \Gamma(0, 0) \sin^2 \theta_a - \Gamma(-1, -1) \sin^4 \frac{\theta_a}{2} \right\} [\bar{\Gamma}(0, 0) - \bar{\Gamma}(1, 1)] \end{aligned} \quad (104)$$

$$\begin{aligned} \tilde{I}^{m(\bar{\omega}^- + \bar{\eta}^+)}|_{sig} &= \frac{\sqrt{2} \pi g^4 m_t}{3s^2 \sqrt{s}} \sin \Theta_B \cos \Theta_B \cos(\Phi_R + \phi) \sin \theta_1^t \sin \theta_2^t \sin \theta_a \sin^2 \frac{\theta_a}{2} \\ &\quad \left\{ \Gamma_R(0, -1) \cos \tilde{\phi}_a - \Gamma_I(0, -1) \sin \tilde{\phi}_a \right\} [\bar{\Gamma}(0, 0) - \bar{\Gamma}(1, 1)] \end{aligned} \quad (105)$$

The helicity-flip contributions are

$$\begin{aligned} (\tilde{I}_{++}^{m2} + \tilde{I}_{--}^{m2})|_0 &= \frac{\pi g^4 m_t^2}{3s^3} \sin^2 \Theta_B \\ &\quad \left\{ \begin{aligned} &\frac{1}{2} \Gamma(0, 0) \sin^2 \theta_a [\bar{\Gamma}(0, 0)(1 - \cos \theta_1^t \cos \theta_2^t) + \bar{\Gamma}(1, 1)(1 + \cos \theta_1^t \cos \theta_2^t)] \\ &+ \Gamma(-1, -1) \sin^4 \frac{\theta_a}{2} [\bar{\Gamma}(0, 0)(1 + \cos \theta_1^t \cos \theta_2^t) + \bar{\Gamma}(1, 1)(1 - \cos \theta_1^t \cos \theta_2^t)] \end{aligned} \right\} \end{aligned} \quad (106)$$

$$\begin{aligned} (\tilde{I}_{++}^{m2} + \tilde{I}_{--}^{m2})|_{sig} &= \frac{\sqrt{2} \pi g^4 m_t^2}{3s^3} \sin^2 \Theta_B \sin \theta_1^t \cos \theta_2^t \sin \theta_a \sin^2 \frac{\theta_a}{2} \\ &\quad \left\{ \Gamma_R(0, -1) \cos \tilde{\phi}_a - \Gamma_I(0, -1) \sin \tilde{\phi}_a \right\} [\bar{\Gamma}(0, 0) - \bar{\Gamma}(1, 1)] \end{aligned} \quad (107)$$

$$\begin{aligned}
(\tilde{I}_{+-}^{m2} + \tilde{I}_{-+}^{m2})|_0 &= \frac{\pi g^4 m_t^2}{3s^3} \sin^2 \Theta_B \cos \phi \sin \theta_1^t \sin \theta_2^t \\
&\quad \left\{ -\frac{1}{2} \Gamma(0,0) \sin^2 \theta_a + \Gamma(-1,-1) \sin^4 \frac{\theta_a}{2} \right\} [\bar{\Gamma}(0,0) - \bar{\Gamma}(1,1)]
\end{aligned} \tag{108}$$

$$\begin{aligned}
(\tilde{I}_{+-}^{m2} + \tilde{I}_{-+}^{m2})|_{sig} &= \frac{\sqrt{2} \pi g^4 m_t^2}{3s^3} \sin^2 \Theta_B \sin \theta_2^t \sin \theta_a \sin^2 \frac{\theta_a}{2} \\
&\quad \left\{ \begin{aligned} &\cos \phi \cos \theta_1^t \left\{ -\Gamma_R(0,-1) \cos \tilde{\phi}_a + \Gamma_I(0,-1) \sin \tilde{\phi}_a \right\} \\ &+ \sin \phi \left\{ \Gamma_R(0,-1) \sin \tilde{\phi}_a + \Gamma_I(0,-1) \cos \tilde{\phi}_a \right\} \end{aligned} \right\} [\bar{\Gamma}(0,0) - \bar{\Gamma}(1,1)]
\end{aligned} \tag{109}$$

3.2 $\bar{t}_2 \rightarrow W_2^- \bar{b} \rightarrow (l^- \bar{\nu}) \bar{b}$

For the CP -conjugate process $\bar{t}_2 \rightarrow W_2^- \bar{b} \rightarrow (l^- \bar{\nu}) \bar{b}$, with W_1^+ decaying into hadronic jets, we similarly separate the contributions: “signal terms” $\tilde{I}|_{sig}$ depending on $\bar{\Gamma}_R(0,1)$ and $\bar{\Gamma}_I(0,1)$, and “background terms” $\tilde{I}|_0$ depending on $\bar{\Gamma}(0,0)$ and $\bar{\Gamma}(1,1)$. The integration over $\theta_a, \tilde{\phi}_a$ gives

$$\int_{-1}^1 d(\cos \theta_a) \int_0^{2\pi} d\tilde{\phi}_a \mathbf{R}_{++}^{bL} = \frac{4\pi}{3} [\Gamma(0,0) \cos^2 \frac{\theta_1^t}{2} + \Gamma(-1,-1) \sin^2 \frac{\theta_1^t}{2}] \tag{110}$$

$$\int_{-1}^1 d(\cos \theta_a) \int_0^{2\pi} d\tilde{\phi}_a \mathbf{R}_{--}^{bL} = \frac{4\pi}{3} [\Gamma(0,0) \sin^2 \frac{\theta_1^t}{2} + \Gamma(-1,-1) \cos^2 \frac{\theta_1^t}{2}] \tag{111}$$

$$\int_{-1}^1 d(\cos \theta_a) \int_0^{2\pi} d\tilde{\phi}_a F_a^{bL} = \frac{2\pi}{3} \sin \theta_1^t [\Gamma(0,0) - \Gamma(-1,-1)] \tag{112}$$

The integration over H_a^{bL} vanishes.

We find for the helicity-conserving contribution,

$$\begin{aligned}
(\tilde{I}_{++} + \tilde{I}_{--})|_0 &= \frac{\pi g^4}{12s^2} (1 + \cos^2 \Theta_B) \\
&\quad \left\{ \begin{aligned} &\frac{1}{2} \bar{\Gamma}(0,0) \sin^2 \theta_b [\Gamma(0,0)(1 + \cos \theta_1^t \cos \theta_2^t) + \Gamma(-1,-1)(1 - \cos \theta_1^t \cos \theta_2^t)] \\ &+ \bar{\Gamma}(1,1) \sin^4 \frac{\theta_b}{2} [\Gamma(0,0)(1 - \cos \theta_1^t \cos \theta_2^t) + \Gamma(-1,-1)(1 + \cos \theta_1^t \cos \theta_2^t)] \end{aligned} \right\}
\end{aligned} \tag{113}$$

$$\begin{aligned}
(\tilde{I}_{++} + \tilde{I}_{--})|_{sig} &= -\frac{\pi g^4}{6\sqrt{2}s^2} (1 + \cos^2 \Theta_B) \cos \theta_1^t \sin \theta_2^t \sin \theta_b \sin^2 \frac{\theta_b}{2} \\
&\quad \left\{ \bar{\Gamma}_R(0,1) \cos \tilde{\phi}_b + \bar{\Gamma}_I(0,1) \sin \tilde{\phi}_b \right\} [\Gamma(0,0) - \Gamma(-1,-1)]
\end{aligned} \tag{114}$$

$$\begin{aligned}
(\tilde{I}_{+-} + \tilde{I}_{-+})|_0 &= -\frac{\pi g^4}{12s^2} \sin^2 \Theta_B \cos(2\Phi_R + \phi) \sin \theta_1^t \sin \theta_2^t \\
&\quad \left\{ \frac{1}{2} \bar{\Gamma}(0, 0) \sin^2 \theta_b - \bar{\Gamma}(1, 1) \sin^4 \frac{\theta_b}{2} \right\} [\Gamma(0, 0) - \Gamma(-1, -1)]
\end{aligned} \tag{115}$$

$$\begin{aligned}
(\tilde{I}_{+-} + \tilde{I}_{-+})|_{sig} &= -\frac{\pi g^4}{6\sqrt{2}s^2} \sin^2 \Theta_B \sin \theta_1^t \sin \theta_b \sin^2 \frac{\theta_b}{2} [\Gamma(0, 0) - \Gamma(-1, -1)] \\
&\quad \left\{ \begin{aligned} &\cos(2\Phi_R + \phi) \cos \theta_2^t \{ \bar{\Gamma}_R(0, 1) \cos \tilde{\phi}_b + \bar{\Gamma}_I(0, 1) \sin \tilde{\phi}_b \} \\ &-\sin(2\Phi_R + \phi) \{ \bar{\Gamma}_R(0, 1) \sin \tilde{\phi}_b - \bar{\Gamma}_I(0, 1) \cos \tilde{\phi}_b \} \end{aligned} \right\}
\end{aligned} \tag{116}$$

The mixed-helicity contributions are

$$\begin{aligned}
\tilde{I}^{m(\bar{\omega}^+ + \bar{\eta}^-)}|_0 &= \frac{\pi g^4 m_t}{3s^2 \sqrt{s}} \sin \Theta_B \cos \Theta_B \cos \Phi_R \sin \theta_1^t \cos \theta_2^t \\
&\quad \left\{ \frac{1}{2} \bar{\Gamma}(0, 0) \sin^2 \theta_b - \bar{\Gamma}(1, 1) \sin^4 \frac{\theta_b}{2} \right\} [\Gamma(0, 0) - \Gamma(-1, -1)]
\end{aligned} \tag{117}$$

$$\begin{aligned}
\tilde{I}^{m(\bar{\omega}^+ + \bar{\eta}^-)}|_{sig} &= -\frac{\sqrt{2}\pi g^4 m_t}{3s^2 \sqrt{s}} \sin \Theta_B \cos \Theta_B \cos \Phi_R \sin \theta_1^t \sin \theta_2^t \sin \theta_b \sin^2 \frac{\theta_b}{2} \\
&\quad \left\{ \bar{\Gamma}_R(0, 1) \cos \tilde{\phi}_b + \bar{\Gamma}_I(0, 1) \sin \tilde{\phi}_b \right\} [\Gamma(0, 0) - \Gamma(-1, -1)]
\end{aligned} \tag{118}$$

$$\begin{aligned}
\tilde{I}^{m(\bar{\omega}^- + \bar{\eta}^+)}|_0 &= -\frac{\pi g^4 m_t}{3s^2 \sqrt{s}} \sin \Theta_B \cos \Theta_B \cos(\Phi_R + \phi) \cos \theta_1^t \sin \theta_2^t \\
&\quad \left\{ \frac{1}{2} \bar{\Gamma}(0, 0) \sin^2 \theta_b - \bar{\Gamma}(1, 1) \sin^4 \frac{\theta_b}{2} \right\} [\Gamma(0, 0) - \Gamma(-1, -1)]
\end{aligned} \tag{119}$$

$$\begin{aligned}
\tilde{I}^{m(\bar{\omega}^- + \bar{\eta}^+)}|_{sig} &= -\frac{\sqrt{2}\pi g^4 m_t}{3s^2 \sqrt{s}} \sin \Theta_B \cos \Theta_B \cos \theta_1^t \sin \theta_b \sin^2 \frac{\theta_b}{2} \\
&\quad \left\{ \begin{aligned} &\cos \theta_2^t \{ \bar{\Gamma}_R(0, 1) \cos \tilde{\phi}_b + \bar{\Gamma}_I(0, 1) \sin \tilde{\phi}_b \} \cos(\Phi_R + \phi) \\ &+ \{ -\bar{\Gamma}_R(0, 1) \sin \tilde{\phi}_b + \bar{\Gamma}_I(0, 1) \cos \tilde{\phi}_b \} \sin(\Phi_R + \phi) \end{aligned} \right\} [\Gamma(0, 0) - \Gamma(-1, -1)]
\end{aligned} \tag{120}$$

The helicity-flip contributions are

$$\begin{aligned}
(\tilde{I}_{++}^{m2} + \tilde{I}_{--}^{m2})|_0 &= \frac{\pi g^4 m_t^2}{3s^3} \sin^2 \Theta_B \\
&\quad \left\{ \begin{aligned} &\frac{1}{2} \bar{\Gamma}(0, 0) \sin^2 \theta_b [\Gamma(0, 0)(1 - \cos \theta_1^t \cos \theta_2^t) + \Gamma(-1, -1)(1 + \cos \theta_1^t \cos \theta_2^t)] \\ &+ \bar{\Gamma}(1, 1) \sin^4 \frac{\theta_b}{2} [\Gamma(0, 0)(1 + \cos \theta_1^t \cos \theta_2^t) + \Gamma(-1, -1)(1 - \cos \theta_1^t \cos \theta_2^t)] \end{aligned} \right\}
\end{aligned} \tag{121}$$

$$\begin{aligned}
(\tilde{I}_{++}^{m2} + \tilde{I}_{--}^{m2})|_{sig} &= \frac{\sqrt{2}\pi g^4 m_t^2}{3s^3} \sin^2 \Theta_B \cos \theta_1^t \sin \theta_2^t \sin \theta_b \sin^2 \frac{\theta_b}{2} \\
&\quad \left\{ \bar{\Gamma}_R(0, 1) \cos \tilde{\phi}_b + \bar{\Gamma}_I(0, 1) \sin \tilde{\phi}_b \right\} [\Gamma(0, 0) - \Gamma(-1, -1)]
\end{aligned} \tag{122}$$

$$\begin{aligned}
(\tilde{I}_{+-}^{m2} + \tilde{I}_{-+}^{m2})|_0 &= \frac{\pi g^4 m_t^2}{3s^3} \sin^2 \Theta_B \cos \phi \sin \theta_1^t \sin \theta_2^t \\
&\quad \left\{ -\frac{1}{2} \bar{\Gamma}(0, 0) \sin^2 \theta_b + \bar{\Gamma}(1, 1) \sin^4 \frac{\theta_b}{2} \right\} [\Gamma(0, 0) - \Gamma(-1, -1)]
\end{aligned} \tag{123}$$

$$\begin{aligned}
(\tilde{I}_{+-}^{m2} + \tilde{I}_{-+}^{m2})|_{sig} &= -\frac{\sqrt{2}\pi g^4 m_t^2}{3s^3} \sin^2 \Theta_B \sin \theta_1^t \sin \theta_b \sin^2 \frac{\theta_b}{2} \\
&\quad \left\{ \begin{array}{l} \cos \phi \cos \theta_2^t \left\{ \bar{\Gamma}_R(0, 1) \cos \tilde{\phi}_b + \bar{\Gamma}_I(0, 1) \sin \tilde{\phi}_b \right\} \\ -\sin \phi \left\{ \bar{\Gamma}_R(0, 1) \sin \tilde{\phi}_b - \bar{\Gamma}_I(0, 1) \cos \tilde{\phi}_b \right\} \end{array} \right\} [\Gamma(0, 0) - \Gamma(-1, -1)]
\end{aligned} \tag{124}$$

3.3 $\Gamma(\lambda_W, \lambda_{W'})$ tests versus angular dependence

In summary, with beam-referencing, for the $t_1 \rightarrow W_1^+ b \rightarrow (l^+ \nu) b$ case there are six ‘‘background terms’’ depending on $\Gamma(0, 0)$ and $\Gamma(-1, -1)$, and also six ‘‘signal terms’’ depending on $\Gamma_{R,I}(0, -1)$. As a consequence of Lorentz invariance, there are associated kinematic factors with simple angular dependence which can be used to isolate and measure these four Γ 's:

(i) θ_a polar-angle dependence:

The coefficients of $\Gamma(0, 0)/\Gamma(-1, -1)/\Gamma_{R,I}(0, -1)$ vary relatively as the W -decay

$d_{mm'}^1(\theta_a)$ -squared-intensity-ratios

$$\begin{aligned}
&\frac{1}{2} \sin^2 \theta_a / \left[\sin^4 \frac{\theta_a}{2} \right] / \left\{ \frac{1}{\sqrt{2}} \sin \theta_a \sin^2 \frac{\theta_a}{2} \right\} = \\
&2(1 + \cos \theta_a) / [1 - \cos \theta_a] / \left\{ \sqrt{2(1 + \cos \theta_a)(1 - \cos \theta_a)} = \sqrt{2} \sin \theta_a \right\}
\end{aligned} \tag{125}$$

(ii) ϕ_a azimuthal-angle dependence in the ‘‘signal terms’’ [or $\tilde{\phi}_a$ dependence if \bar{t}_2 is used to specify the 0° direction] :

The coefficients of $\Gamma_R(0, -1)/\Gamma_I(0, -1)$ vary as

$$\cos \phi_a / \sin \phi_a \quad (126)$$

in each of the signal terms. However, in three terms there are also $\Gamma_{R,I}(0, -1)$'s with the opposite association of these $\cos \phi_a, \sin \phi_a$ factors. This opposite association occurs in $(\tilde{I}_{+-} + \tilde{I}_{-+})|_{sig}$, $\tilde{I}^{m(\bar{\omega}^+ + \bar{\eta}^-)}|_{sig}$, and $(\tilde{I}_{+-}^{m2} + \tilde{I}_{-+}^{m2})|_{sig}$, along with a different Φ_R and ϕ dependence which might be useful empirically in separation from the terms with the normal ϕ_a association.

To reduce the number of angles, we integrate out the two beam-referencing angles, and also ϕ :

$$\tilde{\mathcal{F}}_i \equiv \int_0^{2\pi} d\phi \int_{-1}^1 d(\cos \Theta_B) \int_0^{2\pi} d\Phi_R \tilde{I}_i \quad (127)$$

This yields four-angle S2SC functions.

In terms of K defined in (17), the four-angle distribution $\{\theta_1^t, \theta_2^t, \theta_a, \phi_a\}$ is

$$\tilde{\mathcal{F}}|_0 = \frac{8\pi^3 g^4}{9s^2} \left(1 + \frac{2m_t^2}{s}\right) \quad (128)$$

$$\left\{ \begin{array}{l} \frac{1}{2}\bar{\Gamma}(0, 0) \sin^2 \theta_a [\bar{\Gamma}(0, 0)(1 + K \cos \theta_1^t \cos \theta_2^t) + \bar{\Gamma}(1, 1)(1 - K \cos \theta_1^t \cos \theta_2^t)] \\ +\bar{\Gamma}(-1, -1) \sin^4 \frac{\theta_a}{2} [\bar{\Gamma}(0, 0)(1 - K \cos \theta_1^t \cos \theta_2^t) + \bar{\Gamma}(1, 1)(1 + K \cos \theta_1^t \cos \theta_2^t)] \end{array} \right\}$$

$$\tilde{\mathcal{F}}|_{sig} = -\frac{8\sqrt{2}\pi^3 g^4}{9s^2} \left(1 + \frac{2m_t^2}{s}\right) \cos \theta_2^t K \sin \theta_1^t \sin \theta_a \sin^2 \frac{\theta_a}{2} \quad (129)$$

$$\{\Gamma_R(0, -1) \cos \phi_a - \Gamma_I(0, -1) \sin \phi_a\} [\bar{\Gamma}(0, 0) - \bar{\Gamma}(1, 1)]$$

The terms in these expressions arise from the helicity-conserving $(\tilde{I}_{++} + \tilde{I}_{--})$, and from the helicity-flip $(\tilde{I}_{++}^{m2} + \tilde{I}_{--}^{m2})$. In each case there are contributions to both background and signal parts.

Without the integration over ϕ , there is a contribution to both the background and signal parts from the helicity-flip $(\tilde{I}_{+-}^{m2} + \tilde{I}_{-+}^{m2})$ of (108-9). This additional contribution has both the

normal and opposite ϕ_a dependence as discussed above in (ii). It will be fundamentally significant to empirically demonstrate in both $\cos \phi$ and $\sin \phi$ the presence of this contribution to the spin-correlation because it arises completely from the combination of t_1 -quark L-R interference and \bar{t}_2 -antiquark L-R interference [see (93)]. Without the ϕ dependence, in the above four-angle function (128-9) there is no contribution from the off-diagonal elements of the $\lambda_b = -1/2$ and $\lambda_{\bar{b}} = 1/2$ sequential decay matrices (25) and (39).

For the CP -conjugate case in terms of $\{\theta_2^t, \theta_1^t, \theta_b, \phi_b\}$, the analogous four-angle distributions are

$$\tilde{\mathcal{F}}|_0 = \frac{8\pi^3 g^4}{9s^2} \left(1 + \frac{2m_t^2}{s}\right) \quad (130)$$

$$\left\{ \begin{array}{l} \frac{1}{2}\bar{\Gamma}(0,0) \sin^2 \theta_b [\Gamma(0,0)(1 + K \cos \theta_1^t \cos \theta_2^t) + \Gamma(-1,-1)(1 - K \cos \theta_1^t \cos \theta_2^t)] \\ + \bar{\Gamma}(1,1) \sin^4 \frac{\theta_b}{2} [\Gamma(0,0)(1 - K \cos \theta_1^t \cos \theta_2^t) + \Gamma(-1,-1)(1 + K \cos \theta_1^t \cos \theta_2^t)] \end{array} \right\}$$

$$\tilde{\mathcal{F}}|_{sig} = -\frac{8\sqrt{2}\pi^3 g^4}{9s^2} \left(1 + \frac{2m_t^2}{s}\right) \cos \theta_1^t K \sin \theta_2^t \sin \theta_b \sin^2 \frac{\theta_b}{2} \quad (131)$$

$$\{\bar{\Gamma}_R(0,1) \cos \phi_b + \bar{\Gamma}_I(0,1) \sin \phi_b\} [\Gamma(0,0) - \Gamma(-1,-1)]$$

The still simpler three-angle distributions, which were discussed in the introduction section, then follow if the $\cos \theta_1^t$ integration is also performed $\mathcal{F}_i \equiv \int_{-1}^1 d(\cos \theta_1^t) \tilde{\mathcal{F}}_i$:

$$\mathcal{F}|_0 = \frac{16\pi^3 g^4}{9s^2} \left(1 + \frac{2m_t^2}{s}\right) \left\{ \frac{1}{2}\Gamma(0,0) \sin^2 \theta_a + \Gamma(-1,-1) \sin^4 \frac{\theta_a}{2} \right\} [\bar{\Gamma}(0,0) + \bar{\Gamma}(1,1)] \quad (132)$$

$$\mathcal{F}|_{sig} = -\frac{8\pi^4 g^4}{9s^2} \left(1 - \frac{2m_t^2}{s}\right) \cos \theta_2^t \frac{1}{\sqrt{2}} \sin \theta_a \sin^2 \frac{\theta_a}{2} \quad (133)$$

$$\{\Gamma_R(0,-1) \cos \phi_a - \Gamma_I(0,-1) \sin \phi_a\} [\bar{\Gamma}(0,0) - \bar{\Gamma}(1,1)]$$

The analogous three-angle S2SC function for the CP -conjugate $\bar{t}_2 \rightarrow W_2^- \bar{b} \rightarrow (l^- \nu) \bar{b}$ is

$$\overline{\mathcal{F}}|_0 = \frac{16\pi^3 g^4}{9s^2} \left(1 + \frac{2m_t^2}{s}\right) \left\{ \frac{1}{2}\bar{\Gamma}(0,0) \sin^2 \theta_b + \bar{\Gamma}(1,1) \sin^4 \frac{\theta_b}{2} \right\} [\Gamma(0,0) + \Gamma(-1,-1)] \quad (134)$$

$$\overline{\mathcal{F}}|_{sig} = -\frac{8\pi^4 g^4}{9s^2} \left(1 - \frac{2m_t^2}{s}\right) \cos\theta_1^t \frac{1}{\sqrt{2}} \sin\theta_b \sin^2\frac{\theta_b}{2} \quad (135)$$

$$\left\{ \overline{\Gamma}_R(0, 1) \cos\phi_b + \overline{\Gamma}_I(0, 1) \sin\phi_b \right\} [\Gamma(0, 0) - \Gamma(-1, -1)]$$

4 Discussion

In the above derivation of general BR-S2SC functions, in part for greater generality, we include beam-referencing. At hadron colliders, beam-referencing may be useful in some applications. In the case of $e\bar{e}$ -production, it would probably be useful in investigating possible anomalous initial-state-with-final-state couplings in the $t_1\bar{t}_2$ production process. However, the simple three-angle formulas reported in the introduction section do not make use of beam-referencing. Given the conceptual simplicity of the helicity formulation for $q\bar{q}$, or $e\bar{e} \rightarrow t\bar{t} \rightarrow (W^+b)(W^-\bar{b}) \rightarrow \dots$, such non-beam-referenced functions are ideal for tests of the moduli and phases of the four $t \rightarrow W^+b$ helicity amplitudes. While usage of direct boosts from the $(t\bar{t})_{c.m.}$ frame to the W^+ or W^- rest frames might be useful for some purposes, from the perspective of this BR-S2SC helicity formulation, such boosts will be an unnecessary complication. The boosts introduce additional Wigner rotations which obscure the overall simplicity of the helicity formulation which distinctly separates the different physics stages of the $t\bar{t}$ production and decay sequences.

In this paper we separate the $\lambda_b = -1/2$ contributions from the $\lambda_b = 1/2$ contributions. To display the W -boson polarization and longitudinal-transverse interference effects, we introduce a transparent $\Gamma^{\lambda_b}(\lambda_W, \lambda'_W)$ notation. Appendix B relates this notation to the helicity parameters notation used in [5, 11, 12,14]. At the present time, the $\lambda_b = -1/2$ amplitudes do indeed appear to dominate in the $t \rightarrow W^+b$ decay mode and so the present paper's $\Gamma^{\lambda_b}(\lambda_W, \lambda'_W)$ notation is very

appropriate. At a later date, in higher precision experiments where effects from all four of the decay amplitudes must be carefully considered, the helicity parameters notation might be useful. It is more analogous to the notation of the Michel-parameters which continue to be used in muon decay data analysis. On the other hand, in the context of a characterization of fundamental “particle properties”, the present $\Gamma^{\lambda_b}(\lambda_W, \lambda'_W)$ notation is a simple way to precisely specify polarized-partial-width measurements, including W -boson longitudinal-transverse interference. Since the $t \rightarrow W^+b$ decay channel will first be investigated at hadron colliders, such measurements will be of channel polarized-partial-width branching ratios

$$B^{\lambda_b}(\lambda_W, \lambda'_W) = \Gamma^{\lambda_b}(\lambda_W, \lambda'_W)/\Gamma(t \rightarrow W^+b) \quad (136)$$

where $\Gamma(t \rightarrow W^+b)$ is the partial width for $t \rightarrow W^+b$.

Acknowledgments

One of us (CAN) thanks top-quark experimentalists and theorists for discussions. This work was partially supported by U.S. Dept. of Energy Contract No. DE-FG 02-86ER40291.

A Appendix: Kinematic Formulas

In the $(t\bar{t})_{c.m.}$ frame, the angles $\theta_{1,2}$ of the W_1^+ , W_2^- and their respective energies $E_{1,2}$ are related by

$$2\tilde{P}p_W \cos \theta_{1,2} = 2\tilde{P}_0 E_{1,2} - m_t^2 - m_W^2 \quad (137)$$

where t -energy and magnitude of t -momentum are $\tilde{P}_0 = \sqrt{s}/2$, $\tilde{P} = \sqrt{\tilde{P}_0^2 - m_t^2}$, and $p_W^2 = E_{1,2}^2 - m_W^2$. In the t_1 rest frame, \bar{t}_2 rest frame, respectively

$$\theta_{1,2}^t = \arccos\left[\frac{-\sqrt{s}(m_t^2 + m_W^2) + 4E_{1,2}m_t^2}{(m_t^2 - m_W^2)\sqrt{s - 4m_t^2}}\right], 0 \leq \theta_{1,2}^t \leq \pi \quad (138)$$

which give the kinematic limits

$$E_{1,2}^{\max, \min} = \frac{\sqrt{s}(m_t^2 + m_W^2)}{4m_t^2} \pm \frac{\sqrt{s}(m_t^2 - m_W^2)}{4m_t^2} \left[1 - \frac{4m_t^2}{s}\right]^{1/2} \quad (139)$$

The angles $\theta_{1,2}$ are determined uniquely from $\cos \theta_{1,2}$ and $\sin \theta_{1,2}$ of

$$p_{1,2} \cos \theta_{1,2} = \gamma(p_{1,2}^t \cos \theta_{1,2}^t + \beta E_{1,2}^t) \quad (140)$$

$$p_{1,2} \sin \theta_{1,2} = p_{1,2}^t \sin \theta_{1,2}^t \quad (141)$$

where $p_{1,2}^t = (m_t^2 - m_W^2)/2m_t$, $E_{1,2}^t = \sqrt{(p_{1,2}^t)^2 + m_W^2}$, and $\gamma = \sqrt{s}/(2m_t)$, β are for the relativistic boosts between the $(t\bar{t})_{c.m.}$ frame and the t_1, \bar{t}_2 rest frames. A check is $E_{1,2} = \gamma(E_{1,2}^t + \beta p_{1,2}^t \cos \theta_{1,2}^t)$.

From $\theta_{1,2}$ there is a unique relation between $\cos \psi$ and $\cos \phi$,

$$\cos \psi = -\cos \theta_1 \cos \theta_2 + \sin \theta_1 \sin \theta_2 \cos \phi \quad (142)$$

or equivalently from $\theta_{1,2}^t$

$$\sin \theta_1^t \sin \theta_2^t \cos \phi = \frac{4m_t^2}{(m_t^2 - m_W^2)^2} \left\{ \begin{array}{c} p_1 p_2 \cos \psi \\ + \frac{(\sqrt{s}E_1 - m_t^2 - m_W^2)(\sqrt{s}E_2 - m_t^2 - m_W^2)}{s - 4m_t^2} \end{array} \right\} \quad (143)$$

The sign of the quantity $\sin \phi$ is the same as the sign of the auxiliary variable $\sin \Phi_2$.

B Appendix: Translation Between $\Gamma(\lambda_W, \lambda_{W'})$'s Notation and Helicity Parameter's of Refs. [5,11,12,14]

For the $t \rightarrow W^+b$ helicity amplitudes, in terms of the helicity-parameters of Refs. [5,11,12,14], the $\lambda_b = -1/2$ polarized-partial-widths and W-boson-LT-interference-widths are

$$\Gamma(0, 0) \equiv \frac{\Gamma}{4} \cdot \{1 + \xi + \zeta + \sigma\} \quad (144)$$

$$\Gamma(-1, -1) \equiv \frac{\Gamma}{4} \cdot \{1 + \xi - \zeta - \sigma\} \quad (145)$$

$$\Gamma_R(0, -1) \equiv \frac{\Gamma}{2} \cdot \{\eta + \omega\} = \Gamma \cdot \eta_L \quad (146)$$

$$\Gamma_I(0, -1) \equiv -\frac{\Gamma}{2} \cdot \{\eta' + \omega'\} = -\Gamma \cdot \eta_L' \quad (147)$$

where the L superscript is suppressed, and Γ is the partial width for $t \rightarrow W^+b$. For $\bar{t} \rightarrow W^-\bar{b}$, the analogous formulas $\lambda_{\bar{b}} = 1/2$ polarized-partial-widths and W-boson-LT-interference-widths are obtained by replacing $-1 \rightarrow +1$ in the Γ 's on the left-hand-sides, and then barring all of the Γ 's on both sides and also barring all the helicity parameters.

The important \mathcal{R} suppression factor in (18) was denoted as S_W in these references.

C Appendix: Θ_B , Φ_R to θ_q , ϕ_q Formulas

The transformation formulas to express the beam spherical angles Θ_B , Φ_R in terms of θ_q , ϕ_q involve the $(t\bar{t})_{c.m.}$ W-boson angles θ_1 , θ_2 , and also the auxiliary variables $\sin \Phi_2$ and $\cos \Phi_2$ of (69-70) [see Figs. 8-9]. In the helicity-conserving contributions

$$\cos \Theta_B = \mathcal{P}_1 + \mathcal{Q}_1 \quad (148)$$

$$\mathcal{P}_1 = \cos \theta_1 \cos \theta_q - \cos \phi_q \sin \theta_1 \sin \theta_q \cos \Phi_2, \quad \mathcal{Q}_1 = -\sin \phi_q \sin \theta_1 \sin \theta_q \sin \Phi_2$$

$$(1 + \cos^2 \Theta_B) = \mathcal{P}_0 + \mathcal{Q}_0 \quad (149)$$

$$\begin{aligned} \mathcal{P}_0 &= 1 + \cos^2 \theta_1 \cos^2 \theta_q + \frac{1}{2} \sin^2 \theta_1 \sin^2 \theta_q \\ &\quad - \cos \phi_q \sin 2\theta_q \cos \theta_1 \sin \theta_1 \cos \Phi_2 + \frac{1}{2} \cos 2\phi_q \sin^2 \theta_1 \sin^2 \theta_q \cos 2\Phi_2 \\ \mathcal{Q}_0 &= -\sin \phi_q \sin 2\theta_q \cos \theta_1 \sin \theta_1 \sin \Phi_2 + \frac{1}{2} \sin 2\phi_q \sin^2 \theta_1 \sin^2 \theta_q \sin 2\Phi_2 \end{aligned}$$

$$\sin^2 \Theta_B \cos(2\Phi_R + \phi) = \mathcal{P}_\kappa + \mathcal{Q}_\kappa \quad (150)$$

$$\mathcal{P}_\kappa = \mathcal{C} \cos \phi + \mathcal{S}' \sin \phi, \quad \mathcal{Q}_\kappa = \mathcal{S} \cos \phi - \mathcal{C}' \sin \phi$$

$$\sin^2 \Theta_B \sin(2\Phi_R + \phi) = \mathcal{P}_{\kappa'} + \mathcal{Q}_{\kappa'} \quad (151)$$

$$\mathcal{P}_{\kappa'} = \mathcal{C}' \cos \phi + \mathcal{S} \sin \phi, \quad \mathcal{Q}_{\kappa'} = -\mathcal{S}' \cos \phi + \mathcal{C} \sin \phi$$

where

$$\begin{aligned} \mathcal{C} &= \frac{1}{2} \sin^2 \theta_1 (3 \cos^2 \theta_q - 1) \\ &\quad + \cos \phi_q \sin 2\theta_q \cos \theta_1 \sin \theta_1 \cos \Phi_2 + \frac{1}{2} \cos 2\phi_q \sin^2 \theta_q [1 + \cos^2 \theta_1] \cos 2\Phi_2 \end{aligned}$$

$$\mathcal{S} = \sin \phi_q \sin 2\theta_q \cos \theta_1 \sin \theta_1 \sin \Phi_2 + \frac{1}{2} \sin 2\phi_q \sin^2 \theta_q [1 + \cos^2 \theta_1] \sin 2\Phi_2$$

$$\mathcal{C}' = \sin \phi_q \sin 2\theta_q \sin \theta_1 \cos \Phi_2 + \sin 2\phi_q \sin^2 \theta_q \cos \theta_1 \cos 2\Phi_2$$

$$\mathcal{S}' = \cos \phi_q \sin 2\theta_q \sin \theta_1 \sin \Phi_2 + \cos 2\phi_q \sin^2 \theta_q \cos \theta_1 \sin 2\Phi_2$$

For the mixed-helicity contributions, we first define functions of the final angles

$$\mathcal{C}_1^m = \sin \phi_q \sin \theta_q \cos \Phi_2, \quad \mathcal{S}_1^m = \cos \phi_q \sin \theta_q \sin \Phi_2$$

$$\mathcal{C}_2^m = \cos \theta_q \sin \theta_1 + \cos \phi_q \sin \theta_q \cos \theta_1 \cos \Phi_2$$

$$\begin{aligned}
\mathcal{S}_2^m &= \sin \phi_q \sin \theta_q \cos \theta_1 \sin \Phi_2 \\
\mathcal{C}_3^m &= \frac{1}{2} \sin \phi_q \sin 2\theta_q \cos \theta_1 \cos \Phi_2 - \frac{1}{2} \sin 2\phi_q \sin^2 \theta_q \sin \theta_1 \cos 2\Phi_2 \\
\mathcal{S}_3^m &= \frac{1}{2} \cos \phi_q \sin 2\theta_q \cos \theta_1 \sin \Phi_2 - \frac{1}{2} \cos 2\phi_q \sin^2 \theta_q \sin \theta_1 \sin 2\Phi_2 \\
\mathcal{C}_4^m &= \frac{1}{4} \sin 2\theta_1 (3 \cos^2 \theta_q - 1) \\
&\quad + \frac{1}{2} \cos \phi_q \sin 2\theta_q \cos 2\theta_1 \cos \Phi_2 - \frac{1}{4} \cos 2\phi_q \sin^2 \theta_q \sin 2\theta_1 \cos 2\Phi_2 \\
\mathcal{S}_4^m &= \frac{1}{2} \sin \phi_q \sin 2\theta_q \cos 2\theta_1 \sin \Phi_2 - \frac{1}{4} \sin 2\phi_q \sin^2 \theta_q \sin 2\theta_1 \sin 2\Phi_2
\end{aligned} \tag{152}$$

Using these definitions,

$$\begin{aligned}
\sin \Phi_R \sin \Theta_B &= \mathcal{C}_1^m - \mathcal{S}_1^m, \quad \cos \Phi_R \sin \Theta_B = \mathcal{C}_2^m + \mathcal{S}_2^m \\
\sin \Phi_R \sin \Theta_B \cos \Theta_B &= \mathcal{C}_3^m - \mathcal{S}_3^m \\
\cos \Phi_R \sin \Theta_B \cos \Theta_B &= \mathcal{C}_4^m + \mathcal{S}_4^m
\end{aligned} \tag{153}$$

and

$$\begin{aligned}
\sin(\Phi_R + \phi) \sin \Theta_B &= \mathcal{P}_1^m + \mathcal{Q}_1^m \\
\mathcal{P}_1^m &= \mathcal{C}_1^m \cos \phi + \mathcal{S}_2^m \sin \phi, \quad \mathcal{Q}_1^m = -\mathcal{S}_1^m \cos \phi + \mathcal{C}_2^m \sin \phi \\
\cos(\Phi_R + \phi) \sin \Theta_B &= \mathcal{P}_2^m + \mathcal{Q}_2^m \\
\mathcal{P}_2^m &= \mathcal{C}_2^m \cos \phi + \mathcal{S}_1^m \sin \phi, \quad \mathcal{Q}_2^m = \mathcal{S}_2^m \cos \phi - \mathcal{C}_1^m \sin \phi \\
\sin(\Phi_R + \phi) \sin \Theta_B \cos \Theta_B &= \mathcal{P}_3^m + \mathcal{Q}_3^m \\
\mathcal{P}_3^m &= \mathcal{C}_3^m \cos \phi + \mathcal{S}_4^m \sin \phi, \quad \mathcal{Q}_3^m = -\mathcal{S}_3^m \cos \phi + \mathcal{C}_4^m \sin \phi \\
\cos(\Phi_R + \phi) \sin \Theta_B \cos \Theta_B &= \mathcal{P}_4^m + \mathcal{Q}_4^m \\
\mathcal{P}_4^m &= \mathcal{C}_4^m \cos \phi + \mathcal{S}_3^m \sin \phi, \quad \mathcal{Q}_4^m = \mathcal{S}_4^m \cos \phi - \mathcal{C}_3^m \sin \phi
\end{aligned} \tag{154}$$

For the ‘‘helicity-flip’’ contributions, $\sin^2 \Theta_B = 2 - \mathcal{P}_0 - \mathcal{Q}_0$.

D Appendix: $e\bar{e} \rightarrow t\bar{t}$ Production

In $e\bar{e} \rightarrow t\bar{t}$ production, as the center-of-mass energy increases, the helicity-flip amplitudes $T(\lambda_1, \lambda_2)$ of (56) will be suppressed relative to the helicity-conserving ones by the factor of $\sqrt{2}m_t/(\sqrt{s})$. With respect to more accurate and more precise measurements, this could be a useful variable-dependence. We neglect m_e/\sqrt{s} corrections. For the case of $t\bar{t}$ production via γ^* , the formulas in the text apply with the replacement $g^2 \rightarrow \frac{2}{3}e^2$ with $e = \sqrt{4\pi\alpha}$. For Z^* production, $\tilde{T}(-+) = v_e + a_e$ and $\tilde{T}(+-) = v_e - a_e$ with $v_e = e(-1 + 4\sin^2\theta_W)/(4\sin\theta_W\cos\theta_W)$ and $a_e = -e/(4\sin\theta_W\cos\theta_W)$, and $T(-+) = v_t + a_t(2\tilde{P}/\sqrt{s})$, $T(+-) = v_t - a_t(2\tilde{P}/\sqrt{s})$, $T(++) = T(--) = \sqrt{2}v_tm_t/\sqrt{s}$, with $v_t = e(3 - 8\sin^2\theta_W)/(12\sin\theta_W\cos\theta_W)$ and $a_t = e/(4\sin\theta_W\cos\theta_W)$ with \tilde{P} = magnitude of t -momentum in $(t\bar{t})_{cm}$, and $1/s \rightarrow 1/(s - M_Z^2)$.

References

- [1] F. Abe, et.al. (CDF collaboration), Phys. Rev. Lett. **74**, 2626(1995); and S. Abachi, et. al. (D0 collaboration), *ibid.* **74**, 2632(1995).
- [2] D. Acosta, et.al. (CDF-collaboration), Phys. Rev. **D71**, 031101(2005); V.M. Abazov, et.al. (D0-collaboration), Phys. Lett. **B617**, 1(2005); and F. Fiedler, hep-ex/0506005.
- [3] M. Jacob and G. Wick, Ann. Phys. (NY) **7**, 209(1959); K.-C. Chou, JETP **36**, 909(1959); and M.I. Shirokov, *ibid.* **39**, 633(1960). We use the Jacob-Wick phase convention which includes the phase convention of Rose for the d functions; M.E. Rose, *Elementary Theory of Angular Momentum*, (Wiley, New York, 1957).

- [4] C.A. Nelson, Phys. Rev. **D43**, 1465(1990).
- [5] C.A. Nelson, B.T. Kress, M. Lopes, and T.P. McCauley, Phys. Rev. **D56**, 5928(1997). See also, *ibid.* **D57**, 5923(1998).
- [6] Classic theoretical papers on top-antitop spin-correlation functions and top-quark polarization tests for hadron colliders include V. Barger, J. Ohnemus, and R.J.N. Phillips, Int. J. Mod. Phys. **A4**, 617(1989); C.A. Nelson, Phys. Rev. **D41**, 2805(1990); G.L. Kane, G.A. Landinsky, and C.P. Yuan, *ibid.* **D45**, 124(1992); R.H. Dalitz and G.R. Goldstein, *ibid.* **D45**, 1531(1992); K. Kondo, J. Phys. Soc. Japan **60**, 1836(1991); M. Jezabek and J.H. Kuhn, Phys. Lett. **B329**, 317(1994); G. Mahlon and S. Parke, Phys. Rev. **D53**, 4886(1996); A. Brandenburg, Phys. Lett. **B388**, 626(1996); and P. Uwer, *ibid.* **B609**, 271(2005).
- [7] For hadron colliders, next-to-leading-order QCD corrections for top-antitop physics are reported in W. Bernreuther, A. Brandenburg, Z.G. Si and P. Uwer, Nucl. Phys. **690**, 81(2004); hep-ph/0410197; W. Bernreuther, M. Fuecker, and Z.G. Si, hep-ph/0508091; and references therein. Finite decay-width effects are investigated N. Kauer and D. Zeppenfeld, Phys. Rev. **D65**, 014021(2002); H.S. Do, S. Groote, J.G. Korner, and M.C. Mauser, *ibid.* **D67**, 091501(2003); and N. Kauer, *ibid.* **D67**, 054031(2003); electroweak corrections are in J.H. Kuhn, A. Scharf, and P. Uwer, hep-ph/0508092. For $e\bar{e} \rightarrow t\bar{t}$ production, higher-order QCD corrections are treated in C.R. Schmidt, Phys. Rev. **D54**, 3250(1996); A. Brandenburg, M. Flesch, and P. Uwer, *ibid.* **D59**, 014001(1998); and C. Macesanu, *ibid.* **D65**, 074036(2002); electroweak corrections are calculated in W. Beenakker, S.C. van der Marck, and W. Hollik,

- Nucl. Phys. **B365**, 24(1991); J. Fleischer, A. Leike, T. Riemann, and A. Werthenbach, Eur. Phys. J. **C31**, 37(2003); hep-ph/0211428; and references therein.
- [8] ATLAS Technical Proposal, CERN/LHCC/94-43, LHCC/P2 (1994); CMS Technical Design Report, CERN-LHCC- 97-32; CMS-TDR-3 (1997).
- [9] International Linear Collider website, <http://www.interactions.org/linearcollider/>.
- [10] In the standard model, for the $t \rightarrow W^+b$ decay mode, the relative phase is 0° between the dominant $A(0, -1/2)$ and $A(-1, -1/2)$ helicity amplitudes. However, as a consequence of Lorentz-invariance, there are identical intensity-ratios, $\Gamma_{L,T}|_{\lambda_b=\mp\frac{1}{2}}/\Gamma(t \rightarrow W^+b)$, for the standard model $V - A$ coupling and for the case of an additional chiral-tensorial-coupling of relative strength $\Lambda_+ = E_W/2 \sim 53GeV$ in $g_L = g_{f_M+f_E} = 1$ units; $\frac{1}{2}\Gamma^\mu = g_L\gamma^\mu P_L + \frac{g_{f_M+f_E}}{2\Lambda_+}\iota\sigma^{\mu\nu}(k_t - p_b)_\nu P_R = P_R(\gamma^\mu + \iota\sigma^{\mu\nu}v_\nu)$ where $v^\nu = q_W^\nu/E_W$, $P_{L,R} = \frac{1}{2}(1 \mp \gamma_5)$. In the case of such an additional large $t_R \rightarrow b_L$ chiral weak-transition moment, there is instead a 180° relative phase between the $A(0, -1/2)$ and $A(-1, -1/2)$ helicity amplitudes. While the associated on-shell partial-decay-width $\Gamma(t \rightarrow W^+b)$ does differ for these two Lorentz-invariant couplings [$\Gamma_{SM} = 1.55GeV$, $\Gamma_+ = 0.66GeV$], unlike for top-antitop production at a linear collider, measurements of hadronic single-top-production will not directly distinguish between these two on-shell $t \rightarrow W^+b$ decay couplings because both the s-channel and t-channel are off-shell single-top-production processes. In contrast with applications in light-quark and leptonic reactions, large and uncertain dispersion-theoretic extrapolations will be required in any model independent attempt to relate measurements for hadronic single-top production and $t \rightarrow W^+b$ decay. C.A. Nelson, Phys. Rev. **D65**, 074033(2002); in *Physics*

at Extreme Energies, Nguyen van Hieu and Jean Tran Thanh Van (Eds) (Gioi Publishers, Vietnam, 2001), p. 369; in *Results and Perspectives in Particle Physics*, M. Greco (Ed) (INFN, Frascati, Roma, Italy, 2003), p. 319; hep-ph/0411072 and references therein.

[11] C.A. Nelson and A.M. Cohen, Eur. Phys. J. **C8**, 393(1999).

[12] C.A. Nelson and L.J. Adler, Eur. Phys. J. **C17**, 399(2000).

[13] C.A. Nelson, Phys. Rev. **D41**, 2805(1990); in *Results and Perspectives in Particle Physics*, M. Greco (Ed) (Editions Frontierses, Gif-sur-Yvette, France, 1994), p. 259.

[14] C.A. Nelson, Eur. Phys. J. **C19**, 323(2001).

[15] C.A. Nelson, J.J. Berger, and J.R. Wickman [in preparation].

[16] S. Goozovat and C.A. Nelson, Phys. Rev. **D44**, 2818(1991).

Figure Captions

FIG. 1: In the $(t\bar{t})_{c.m.}$ frame, the “final coordinate system” $(\hat{x}, \hat{y}, \hat{z})$ for specification of the beam direction by the spherical angles θ_q, ϕ_q . Note that ψ is the smaller angle between the W_1^+ and W_2^- momenta. For the sequential decay $t \rightarrow W^+b$ followed by $W^+ \rightarrow l^+\nu$, the spherical angles θ_a, ϕ_a specify the l^+ momentum in the W_1^+ rest frame when there is first a boost from the $(t\bar{t})_{c.m.}$ frame to the t_1 rest frame, and then a second boost from the t_1 rest frame to the W_1^+ rest frame, see Fig. 5 below. The 0° direction for the azimuthal angle ϕ_a is defined by the projection of the W_2^- momentum direction.

FIG. 2: Supplement to Fig. 1 to specify the CP -conjugate sequential decay $\bar{t} \rightarrow W^-\bar{b}$ followed by $W^- \rightarrow l^-\bar{\nu}$. The spherical angles θ_b, ϕ_b specify the l^- momentum in the W_2^- rest frame when W_1^+ rest frame when there is first a boost from the $(t\bar{t})_{c.m.}$ frame to the \bar{t}_2 rest frame, and then a second boost from the \bar{t}_2 rest frame to the W_2^- rest frame. The 0° direction for the azimuthal angle ϕ_b is defined by the projection of the W_1^+ momentum direction. To better display other angles, the values of the angle ψ are different in Figs. 1 and 2.

FIG. 3: Summary illustration showing the three angles θ_1^t, θ_2^t and ϕ describing the first stage in the sequential-decays of the $t\bar{t}$ system in which $t_1 \rightarrow W_1^+b$ and $\bar{t}_2 \rightarrow W_2^-\bar{b}$. In (a) the b momentum, not shown, is back to back with the W_1^+ . In (b) the \bar{b} momentum, not shown, is back to back with the W_2^- . From (a) a boost along the negative z_1^t axis transforms the kinematics from the t_1 rest frame to the $(t\bar{t})_{c.m.}$ frame and, if boosted further, to the \bar{t}_2 rest frame shown in (b). In this figure, ϕ_1 of Fig. 4 is shown equal to zero for simplicity of illustration.

FIG. 4: The usual helicity angles θ_1^t and ϕ_1 specify the W_1^+ momentum, in the t_1 rest frame, with \bar{t}_2 moving in the negative z direction. The polar angle θ_2^t for the W_2^- is defined analogously

in the \bar{t}_2 rest frame, c.f. Fig. 3. The azimuthal angles ϕ_1 and ϕ_2 are Lorentz invariant under boosts along the z_1^t axis. The sum $\phi = \phi_1 + \phi_2$ is the angle between the t_1 and \bar{t}_2 decay planes.

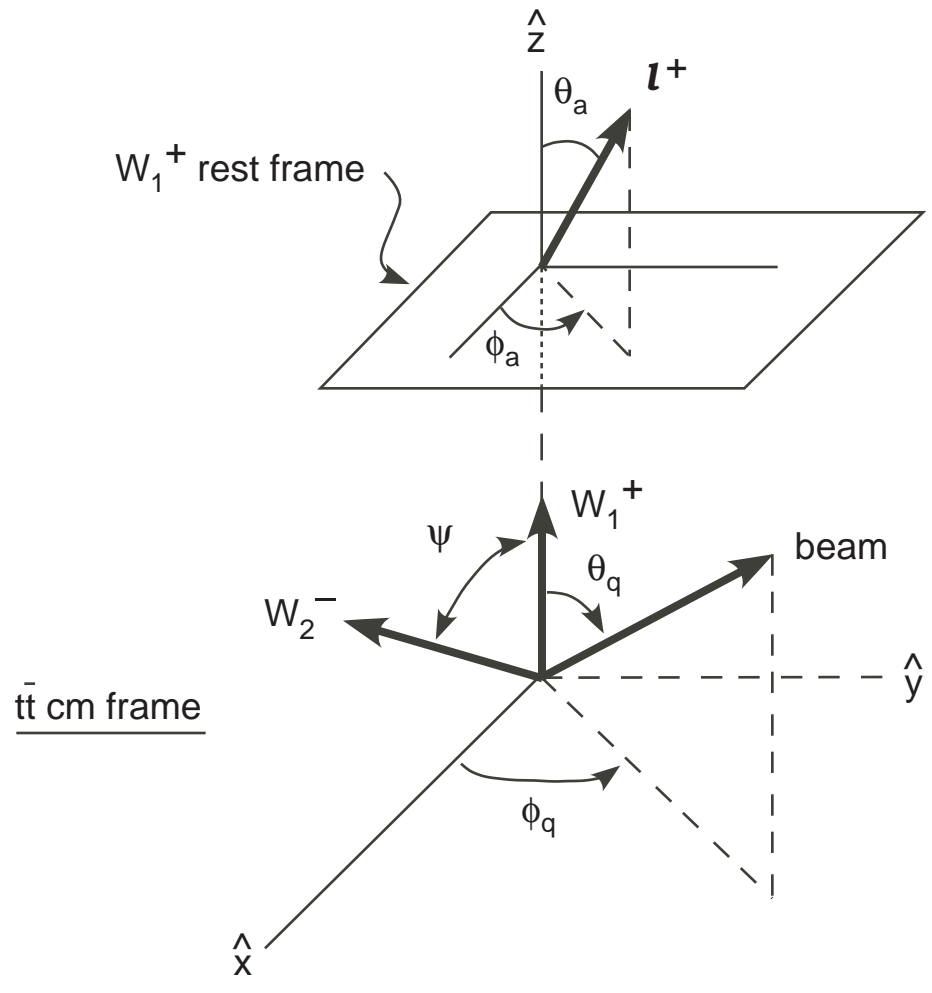
FIG. 5: The two pairs of spherical angles θ_1^t, ϕ_1 and $\theta_a, \tilde{\phi}_a$ specify the two stages in the sequential decay $t \rightarrow W^+ b \rightarrow (l^+ \nu) b$ when the boost to the W_1^+ rest frame is from the t_1 rest frame. In the W_1^+ rest frame, to reference the 0° direction for $\tilde{\phi}_a$ the axis x_a lies in the \bar{t}_2 half-plane. In this figure, ϕ_1 of Fig. 4 is shown equal to zero for simplicity of illustration. Similarly, two pairs of spherical angles θ_2^t, ϕ_2 and $\theta_b, \tilde{\phi}_b$ specify the two stages in the CP -conjugate sequential decay $\bar{t} \rightarrow W^- \bar{b}$ followed by $W^- \rightarrow l^- \bar{\nu}$ when the boost is from the \bar{t}_2 rest frame.

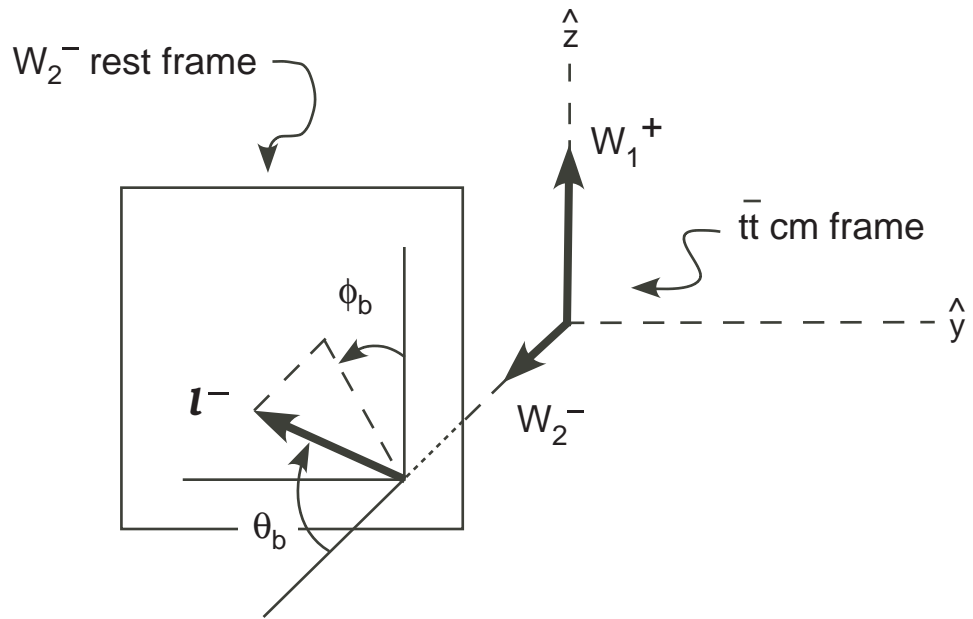
FIG. 6: The derivation of the general “beam referenced stage-two-spin-correlation” function begins in the “home” or starting coordinate system (x_h, y_h, z_h) in the $(t\bar{t})_{c.m.}$ frame. t_1 is moving in the positive z_h direction, and θ_1, ϕ_1 specify the W_1^+ momentum direction. The beam direction is specified by the spherical angles Θ_B, Φ_B . Note that $\Phi_R = \Phi_B - \phi_1$.

FIG. 7: Supplement to previous figure to show θ_2, ϕ_2 which specify the W_2^- momentum direction.

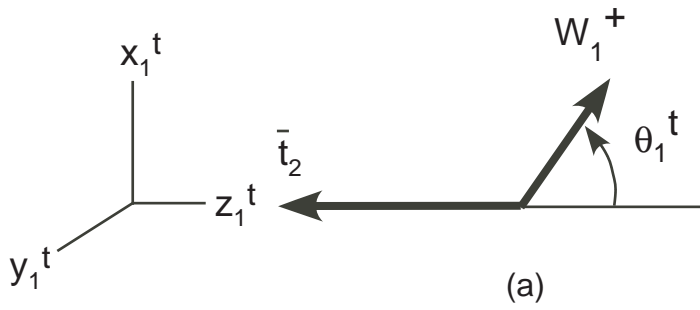
FIG. 8: In the derivation, the “barred” coordinate system $(\bar{x}, \bar{y}, \bar{z})$ in the $(t\bar{t})_{c.m.}$ frame has W_1^+ along the positive \bar{z} axis with the t_1 in the negative \bar{x} half-plane. A rotation by θ_1 has transformed the description from the previous “home system” to the one in this “barred” coordinate system.

FIG. 9: Supplement to previous figure, to show specification of the W_2^- by the spherical angles Θ_2, Φ_2 . Note that $\psi + \Theta_2 = \pi$. A further rotation by minus Φ_2 about the \bar{z} axis transforms this “barred system” description” into that in the “final coordinate system” shown in Figs. 1 and 2.





t_1 rest frame



\bar{t}_2 rest frame

